

## Humanitarian funding analysis: Nigeria – returnees from Cameroon



### 1. Key points

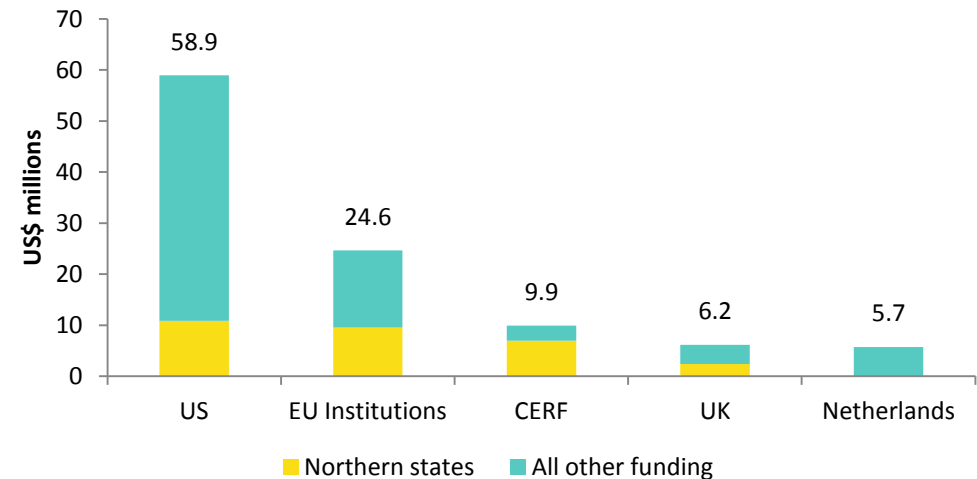
- According to the UN Office for the Coordination of Humanitarian Affairs (OCHA)'s Financial Tracking Service (FTS), donors have committed/contributed **US\$130.6 million** of humanitarian assistance to Nigeria so far in 2015.
- The [UN-coordinated 2015 Strategic Response Plan \(SRP\) for Nigeria](#) requests **US\$100.3 million** from donors to respond to the crisis. The appeal is currently 46% funded at **US\$46.3 million**.
- While there is limited detail on the geographical distribution of funding to Nigeria in 2015, **US\$46.1 million** has been reported as commitments/contributions specifically to states in the north.
- **Nigeria is the eighth largest CERF recipient in 2015, with US\$9.9 million allocated so far** – 4% of global CERF allocations in 2015.
- **In 2015, non-governmental organisations (NGOs) received 17% (US\$22.6 million)** of total funding to Nigeria. Northern states received a greater proportion of funds channelled through NGOs at 25% (US\$11.4 million).
- **The majority of funding to northern states went to the health and protection sectors (54%).**

### 2. Recent humanitarian funding to Nigeria

Donors have committed or contributed **US\$130.6 million of humanitarian funding to Nigeria in 2015**. US\$1.9 million remains in uncommitted pledges from Japan.

The US is the largest donors to the Nigeria, committing or contributing US\$58.9 million so far in 2015, followed by the EU Institutions (US\$24.6 million), the UK (US\$6.2 million) and the Netherlands (US\$5.7 million). Between them, these four donors have contributed 73% of total funding so far. These four donors, together with the CERF, have contributed 81% of total funding.

Figure 1: Largest five humanitarian donors to Nigeria, 2015



Source: Development Initiatives based on UN OCHA FTS data. Data downloaded 24 August 2015.

Note: US: United States. EU: European Union. UK: United Kingdom. CERF: Central Emergency Response Fund.

EU Institutions refers to European Commission Humanitarian Aid and Civil Protection department and the European Commission.

### 3. Recent funding to the affected states

In 2015, the northern states have so far received US\$46.1 million; US\$10.9 million of which has been channelled directly to the affected areas (Gombe, Borno, Maiduguri, Jere and Konduga). This includes US\$7.2 million of funding broadly directed across the north-eastern states of Borno, Yobe, Gombe, Bauchi and Adamawa.

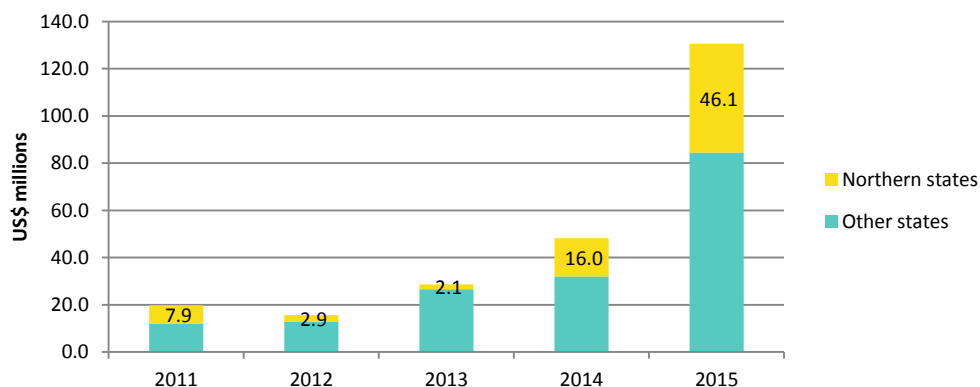
US\$470,905 of funding has been reported specifically for Borno state. A further US\$5.3 million has been allocated to multiple states including Borno. It is likely that further funding for Borno is included in general allocations for the north of the country (US\$35 million) and also within funding where no geographic location is specified.

**Table 1: Humanitarian assistance to Nigeria by state, 2015**

Location	US\$ millions
Gombe	0.1
Borno	0.5
Maiduguri, Borno	0.5
Borno, Yobe, Adamawa	2.2
Borno, Jere	2.5
Adamawa, Bauchi, Gombe	5.0
Northern state (not specified)	35.3
All other funding	84.4
<b>Total</b>	<b>130.6</b>

Source: Development Initiatives based on UN OCHA FTS data. Data downloaded 24 August 2015.

**Figure 2: Humanitarian assistance to the northern states of Nigeria, 2011–2015**



Source: Development Initiatives based on UN OCHA FTS data. Data downloaded 24 August 2015.

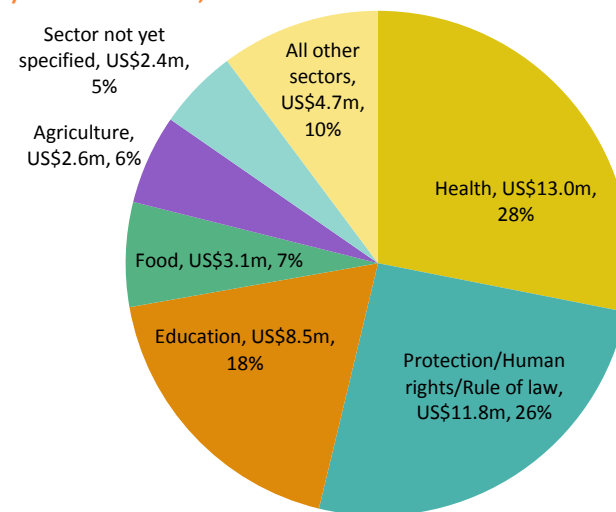
Of the funding channelled to the northern states so far in 2015, US\$10.6 million is for support to internally displaced persons (IDPs).

#### 4. Funding by sector

The largest proportion of funding to northern states in Nigeria in 2015 has been allocated to health (28%), followed by protection/human rights/rule of law (26%) and education (18%).

The priority sectors mentioned in the START alert briefing (water, sanitation and hygiene (WaSH) and shelter and non-food items (NFIs)) were some of the least funded sectors receiving 4% and 3% of funding channelled to the northern states respectively.

**Figure 3: Humanitarian assistance to the northern states of Nigeria by Inter-Agency Standing Committee (IASC) standard sector, 2015**



Source: Development Initiatives based on UN OCHA FTS data. Data downloaded 24 August 2015.

Note: Other include: WaSH, shelter and NFIs, coordination and support services, safety and security of staff.

#### 5. Appeals and response plans

The UN-coordinated SRP for [Nigeria in 2015](#) requests **US\$100 million** from donors to respond to the crisis. It is currently 46% funded at US\$46.3 million.

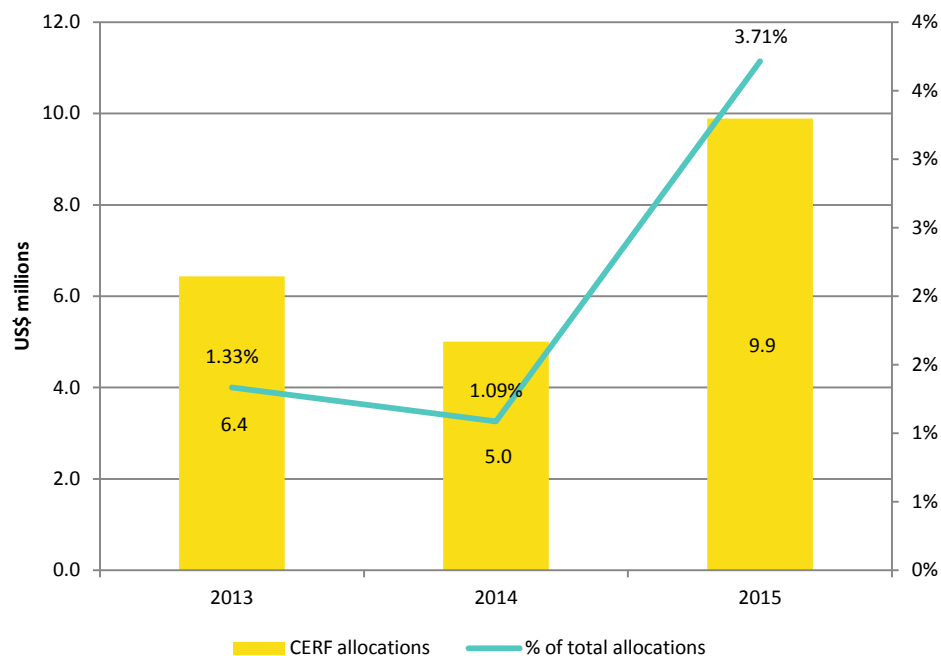
The [Nigeria 2014](#) SRP had the lowest proportion of its requirements met of all appeals in 2014 at 19% (US\$17.8 million). It also requested and received the lowest amount of funding per targeted person of all UN-coordinated appeals in 2014: US\$12 requested per person and US\$2 received per person (see [GHA Report 2015](#)).

## 6. Pooled funding as part of the response

### i. Central Emergency Response Fund (CERF)

Nigeria is the eighth largest CERF recipient in 2015, with US\$9.9 million allocated so far – 4% of global CERF allocations in 2015. This is an increase from 2014 when Nigeria received US\$5.0 million – 1% of global CERF allocations.

Figure 4: Humanitarian assistance to Nigeria through the CERF, 2013–2015

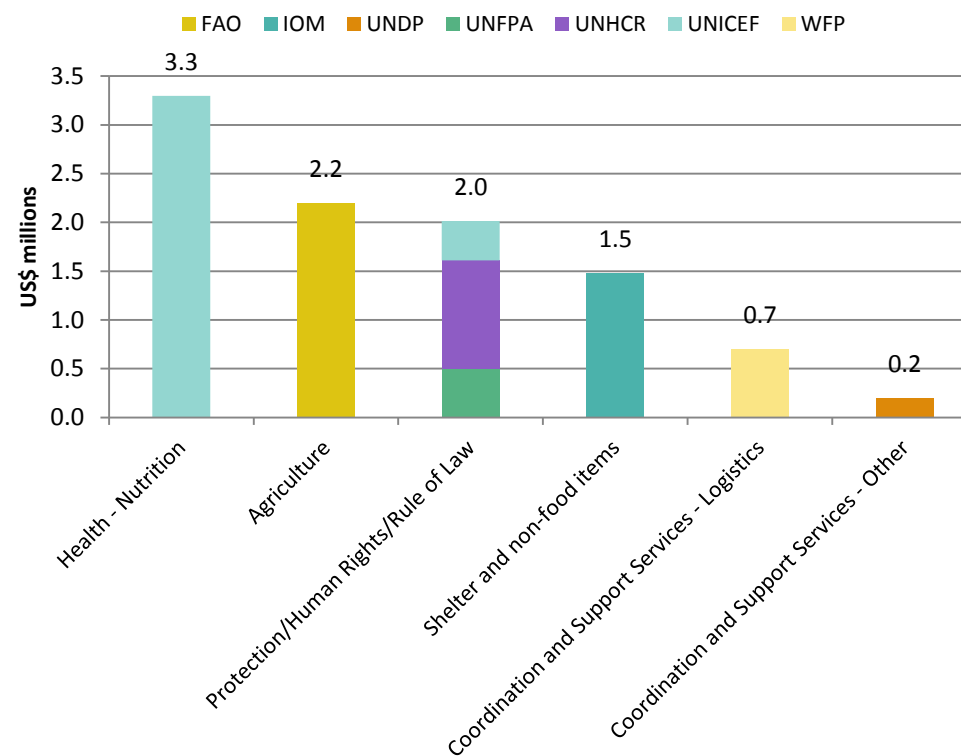


Source: Development Initiatives based on UN OCHA FTS data. Data downloaded 24 August 2015.

All of Nigeria’s CERF allocations in 2015 were disbursed through the rapid response window.

The largest CERF allocation in 2015 was channelled through UN Children’s Fund (UNICEF; US\$3.3 million) for health and nutrition, followed by FAO to agriculture (US\$2.2 million). Three agencies (UNICEF, the UN High Commissioner for Refugees (UNHCR) and the UN Population Fund (UNFPA)) received US\$2.0 million for protection, human rights and rule of law.

Figure 5: CERF allocations by sector and agency, 2015



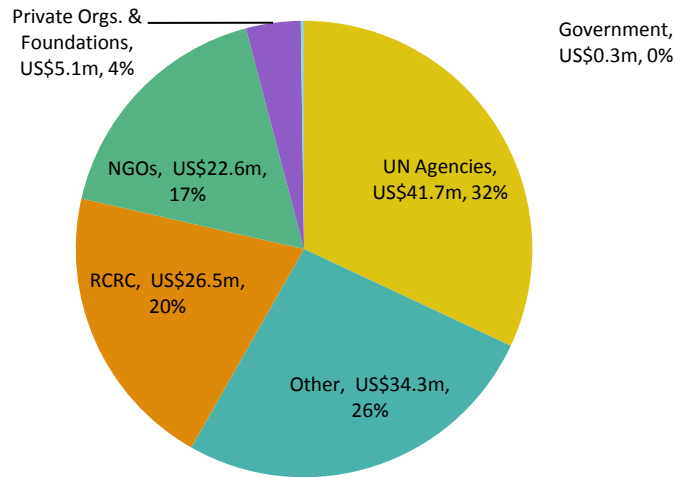
Source: Development Initiatives based on UN CERF data. Data downloaded 25 August 2015.

## 7. How did it get there?

The largest volume of humanitarian assistance to Nigeria has been channelled through UN agencies (US\$41.7 million) – 32% of all funding in 2015. More than half of this funding (57%) has been channelled through either UNICEF (US\$13.9 million) or UNHCR (US\$10 million). Of the total funding reported to Nigeria in 2015, US\$22.6 million (17%) was channelled through NGOs.

Of the total humanitarian assistance reported to northern states in 2015, UN agencies account for 64% of reported funding. UNICEF (US\$10.7 million) and UNHCR (US\$10 million) have received the largest proportion of funds, accounting for 70% of all humanitarian assistance channelled through UN agencies in the north and 45% of total funding to northern states. NGOs received 25% (US\$11.4 million) of the funding to northern states.

**Figure 6: Humanitarian assistance to Nigeria by channel of delivery, 2015**

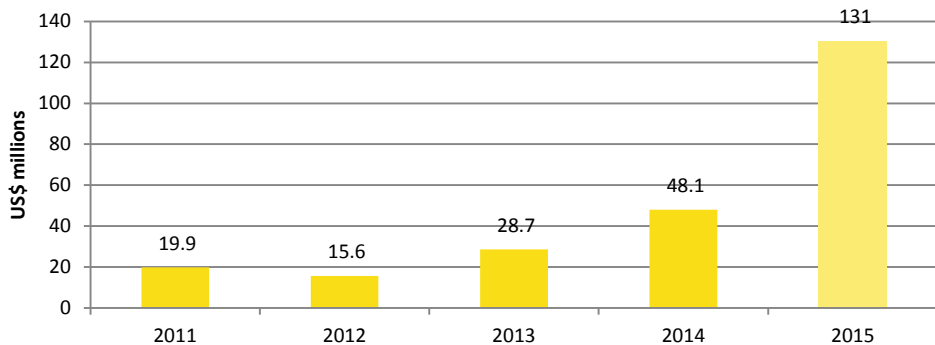


Source: Development Initiatives based on UN OCHA FTS data. Data downloaded 24 August 2015.  
Notes: RCRC: International Red Cross and Red Crescent Movement.

### 8. Humanitarian funding trends to Nigeria (historic)

The volume of funding reported to Nigeria in the first eight months of 2015 is close to three times (2.7) the amount in 2014 and eight times the levels in 2011. Looking at historic trends 2015 is set to be a record year for international humanitarian assistance in Nigeria ([see GHA country profile](#)).

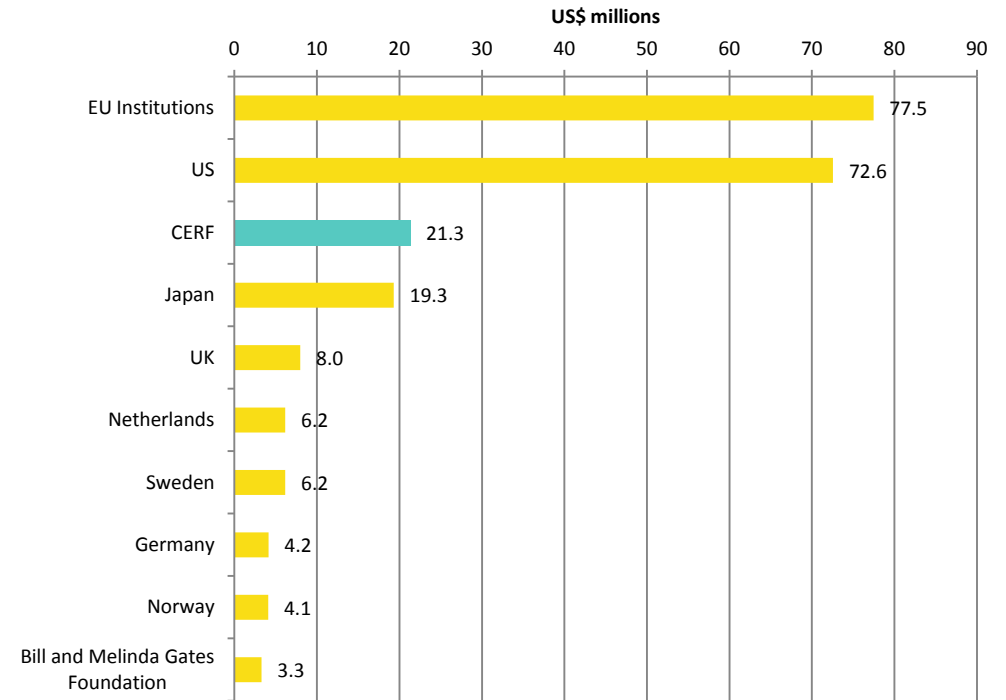
**Figure 7: Humanitarian funding to Nigeria, 2011–2015**



Source: Development Initiatives based on UN OCHA FTS data. Data downloaded 24 August 2015.

The largest donors over the 2011–2015 period are the EU Institutions, committing/contributing US\$77.5 million, followed by the US (US\$72.6 million) and the CERF (US\$21.3 million).

**Figure 8: Largest 10 donors to Nigeria, 2011–2015**



Source: Development Initiatives based on UN OCHA FTS data. Data downloaded 24 August 2015.

**Data is correct at time of writing and subject to change. For up-to-date figures on the humanitarian response to Nigeria and other crises see UN OCHA’s Financial Tracking Service: [fts.unocha.org/pageloader.aspx?page=home](https://fts.unocha.org/pageloader.aspx?page=home)**

**Author:** Alexandra Spencer

**Contact:** [gha@devinit.org](mailto:gha@devinit.org)

**Web:** [www.globalhumanitarianassistance.org](http://www.globalhumanitarianassistance.org)