

Global Humanitarian Assistance

Korea

대한민국

Profile

November 2011



Global Humanitarian
Assistance

A DEVELOPMENT INITIATIVE 

Contents

Overview	1
History of assistance	1
Aid architecture	1
Humanitarian aid engagement	3
Official development assistance (ODA)	2
Recipient allocation	3
Top three aid recipients, 2000-2009.....	3
Top three humanitarian aid recipients, 2000-2009	4
Types of aid	5
Channels of delivery and financing mechanisms.....	6
Korea's aid, channel of delivery, 2006-2009.....	6
Multilateral funding	6
Korea's humanitarian aid, channel of delivery, 2006-2009	7

Korea -대한민국

Overview

The Republic of Korea has shown impressive economic progress over the last 50 years with gross national income (GNI) rising from US\$2.98 billion in 1962 to US\$966.6 billion in 2009, ranking it the 13th largest economy in the world ([World Development Indicators](#)). In November 2009 the Deputy Minister of Foreign Affairs, Oh Joon said, “Half a century ago, Korea was one of the poorest nations in the world, endeavouring to emerge from the ashes of the Korean War to rebuild itself” ([OECD DAC](#)). Korea’s development and transition from aid recipient to aid donor has taken place in a relatively short period of time, and its economic growth has enabled its aid budget to increase from US\$100.3 million in 1995 to US\$816 million in 2009.

On 1 January 2010, Korea became the 24th member of the Organisation for Economic Cooperation and Development (OECD)’s Development Assistant Committee (DAC).

Source: Guardian¹

During a special session in November 2009 the OECD DAC unanimously appointed Korea as a member on the grounds that it has successfully transformed from “an emerging donor to an advanced donor”, with increased official development assistance (ODA) volumes, coherent aid strategies, and an aid system developed in line with OECD DAC principles. In 2008 the OECD DAC conducted a [Special Review of the Republic of Korea’s Development Cooperation](#) citing recommendations for future aid policy, systems and coordination.

History of assistance

In the aftermath of the 1950 Korean War three quarters of Korea’s imports were financed by foreign aid and by 1962 the first Five-Year Economic Development Plan was implemented with foreign aid playing a key role in Korea’s social and economic development. From 1945 to the 1990s Korea received a total of just under US\$13 billion in overseas assistance. However, Korea has regarded itself as a donor since the 1960s, when it provided training to technical staff from developing countries with the support of USAID. Independent assistance from Korea began in the 1980s, when it designed a development programme in support of South-South cooperation ([Korea International Cooperation Agency \(KOICA\)](#)). By 1995 Korea was no longer on the World Bank’s list of recipient lending.

Aid architecture

[Four key actors are responsible for Korea’s development assistance.](#) Korea’s concessional loan policy is implemented by the [Economic Development Cooperation Fund \(EDCF\)](#), under the supervision of the Ministry of Strategy and Finance (MOSF), and its bilateral grant aid policy is

South Korea
key statistic

48.7m
Population

3.7%
Unemployment rate

\$20,590
GDP per capita

0.88
Human Development Index (HDI)

¹ <http://www.guardian.co.uk/world/interactive/2011/nov/02/g20-summit-cannes-interactive>

implemented by the [KOICA](#), under the supervision of the Ministry of Foreign Affairs and Trade (MOFAT).

EDCF promotes economic cooperation through concessional loans for development projects to developing country governments. KOICA is a key driver in the implementation of Korea's ODA and is responsible for grant aid and technical cooperation programmes - promoting sustainable development, strengthening partnerships with developing partners and enhancing the local ownership of beneficiaries.

Official development assistance (ODA)

Korea's ODA contributions have grown from US\$100.3 million in 1995 to US\$816 million in 2009, and preliminary figures estimate that its aid could reach over US\$1 billion in 2010. However, even with this potential growth in aid in 2010 it would still only rank Korea 18th compared to other OECD DAC donors' aid volumes.

Humanitarian contributions between 1995 and 2009 totalled US\$156.9 million and unsurprisingly Korea's humanitarian aid as a proportion of ODA since 1995 averaged at only 2.7%. In 2009 Korea gave US\$19.4 million in humanitarian aid ranking it fairly low (28th) compared to other government donors such as the United Arab Emirates (UAE), 12th, Saudi Arabia, 20th and Greece, 23rd.

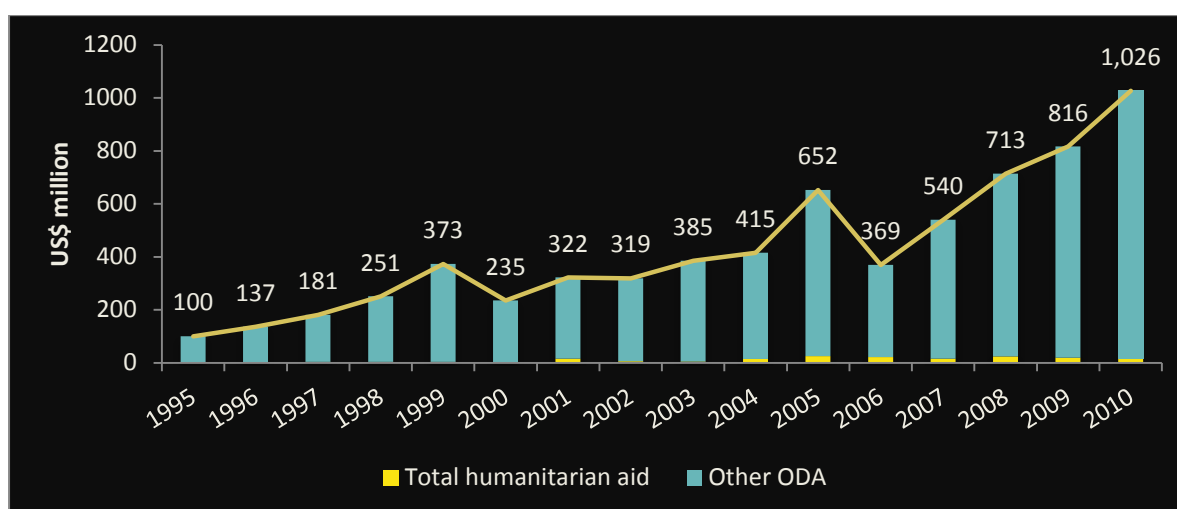


Figure 1: Korea's humanitarian aid and other ODA, 1995-2010. Source: Development Initiatives based on OECD DAC data, constant 2009 prices. Data for 2010 is preliminary and ODA is inclusive of debt relief, 1995-2009 ODA excludes debt relief.

Key commitments

- Korea has committed to 0.15% ODA/gross national income (GNI) by 2012 and 0.15% by 2015.
- It has also committed to untie 75% of ODA by 2015.
- Korea aims to double ODA to Africa to US\$214 million by 2012.
- Within the health sector it has pledged US\$6 million to The Global Fund 2011-2013 and US\$1 million to GAVI.

Source: ONE, Data Report 2011

Humanitarian aid engagement

Korea does not currently have a specific humanitarian policy, but [disaster relief and reconstruction](#) is one of KOICA’s aid themes and emergency relief and reconstruction has become a core programme. In October 2006 it joined the United Nations’ (UN) Office for the Coordination of Humanitarian Affairs (OCHA) Donors Support Group (ODSG) and co-convoked the ODSG Partnership Meeting in June 2007, in Seoul. Korea also joined the Humanitarian Liaison Working Group (HLWG) in July 2007 (which focused on assistance to specific crises and countries), the UN Disaster Assessment and Coordination (UNDAC) teams since 2003 and the International Search and Rescue Advisory Group (INSARAG) since 1999 (chairing it in 2000). Since Korea specialises in search and rescue efforts, it has also participated in the OCHA-administered Asia-Pacific Humanitarian Partnership (APHP) since its establishment in 2004. In July 2009 Korea signed up to the [Good Humanitarian Donorship \(GHD\)](#) initiative, becoming the 36th member.

Recipient allocation

Korea’s aid shows allocation based on regional proximity. Between 2000 and 2009 a significant proportion of Korea’s aid, over half (US\$2.3 billion), was concentrated in Asia, with 30% of total contributions going to the Far East (US\$1.3 billion). Sub-Saharan Africa has received just under 18% (US\$756 million) in this period.

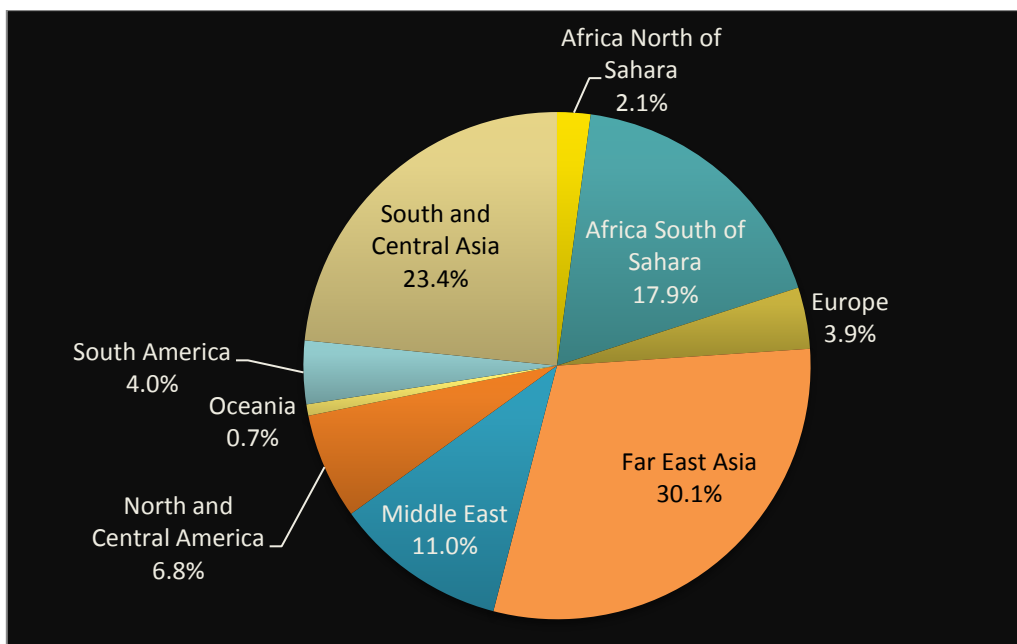


Figure 2: Korea’s regional allocation of aid, 2000-2009. Source: Development Initiatives based on OECD DAC data, constant 2009 prices

Top three aid recipients, 2000-2009

Korea’s top recipients are similar year on year with Viet Nam and Iraq featuring regularly – six and five times respectively. The other recipients that featured in Korea’s top ten in 2009 included Angola (US\$28.7 million), Afghanistan (US\$27.9 million), Laos (US\$26.3 million), Turkey (US\$25.1 million), Philippines (US\$22.3 million), Nepal (US\$21.5 million) and Bangladesh (US\$19.9 million).

	2000	2001	2002	2003	2004	2005	2006	2007	2008	2009
1	Viet Nam	Viet Nam	China	Iraq	Iraq	Iraq	Iraq	Iraq	Viet Nam	Viet Nam
	21.8	53.8	31.8	42.7	70.8	130.4	46.4	41.7	56.5	71.4
2	Uzbekistan	Indonesia	Viet Nam	Indonesia	Viet Nam	Bangladesh	Bangladesh	Sri Lanka	Cambodia	Mongolia
	20.6	29.2	31.3	33.7	36.5	39.5	25.7	29.6	33.7	33.7
3	China	China	Cambodia	Afghanistan	Bangladesh	Sri Lanka	Sri Lanka	Cambodia	Angola	Indonesia
	19.4	23.0	27.8	24.2	28.6	32.4	21.9	28.9	23.8	31.7

Figure 3: Top three aid recipients, 2000-2009. Source: Development Initiatives based on OECD DAC data, US\$m, constant 2009 prices

Top three humanitarian aid recipients, 2000-2009

Recipients of Korea's humanitarian aid are concentrated in Asia and the Middle East. However, recipient allocation is less concentrated than that for ODA – Iraq and Indonesia appear in the top three only three times each.

	2000	2001	2002	2003	2004	2005	2006	2007	2008	2009
1	Serbia	Serbia	Afghanistan	China	Afghanistan	Sri Lanka	Indonesia	Iraq	China	Palestine/OPT
	0.2	0.3	2.3	0.3	11.8	7.2	9.8	5.4	5.9	3.1
2	Pakistan	Guinea	Timor-Leste	Iran	Thailand	Iraq	Iraq	Lebanon	Iraq	Sri Lanka
	0.1	0.2	0.4	0.2	0.2	5.7	7.0	1.7	3.0	2.1
3	Ethiopia	Tanzania	Ethiopia	Algeria	Indonesia	Indonesia	Philippines	Bangladesh	Myanmar	Indonesia
	0.1	0.2	0.1	0.1	0.2	4.0	1.0	1.1	2.6	1.6

Figure 4: Top three humanitarian aid recipients, 2000-2009. Source: Development Initiatives based on OECD DAC data, US\$m, constant 2009 prices

The Democratic People's Republic of Korea (DPRK) is absent from Korea's list of aid recipients as these flows are not formally reported to the OECD DAC and cannot officially be classed as ODA. For Korea, the DPRK is not classified as a separate country but is regarded as the northern part of the peninsula – “politically, both North and South claim sovereignty over each other's territory. Article 3 of the South's constitution specifies the Korean peninsula and its adjacent islands as its territory. Therefore, such flow (aid, trade) between the two is considered as a domestic one” ([Soyeun Kim, 2011](#)). In 2007 it was estimated that that around US\$558 million could be classed as ODA from the South to the North ([OECD DAC](#)).

Types of aid

Between 2006 and 2009 95% of Korea’s aid was sector allocable. Humanitarian aid only made up 4% in this period of which reconstruction and relief was the largest sub-sector (US\$30.4 million) followed by emergency relief (US\$19 million).

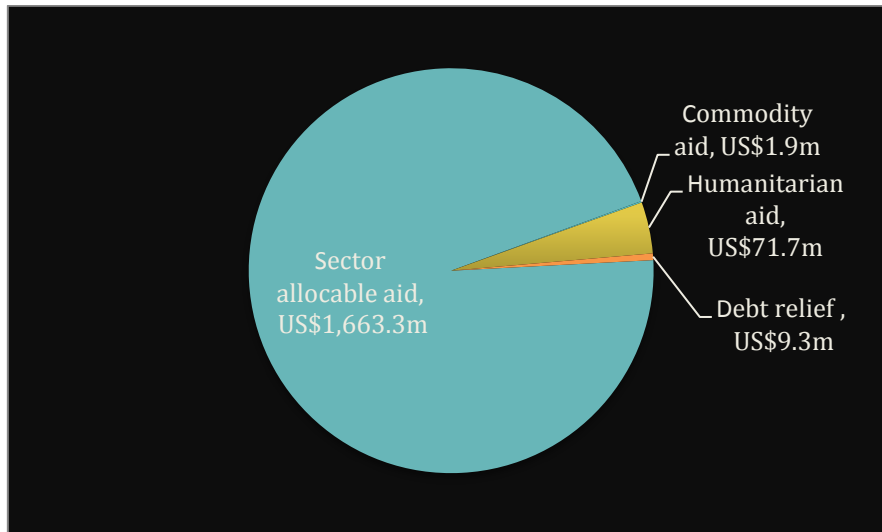


Figure 5: Korea’s types of aid, 2006-2009. Source: Development Initiatives based on OECD DAC CRS data, US\$m, constant 2009 prices

Of Korea’s sector allocable aid the majority (53%) is spent on social infrastructure and services.

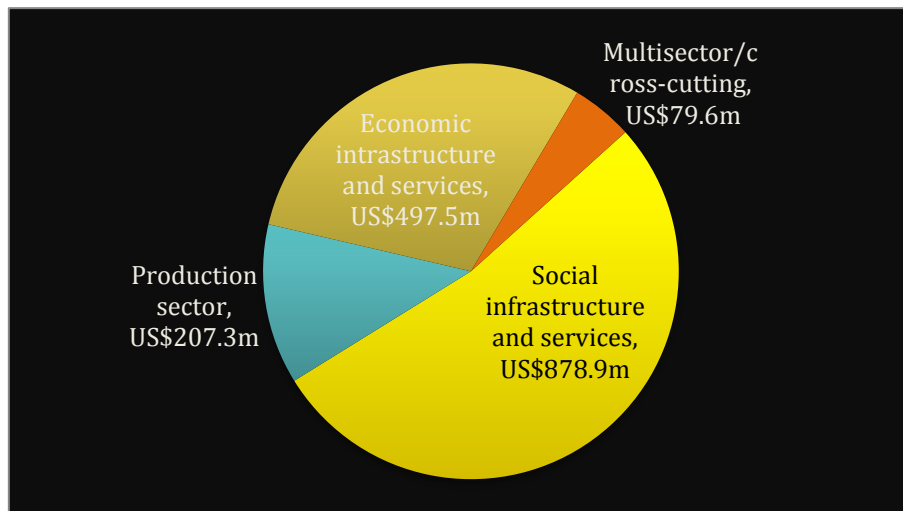


Figure 6: Breakdown of Korea’s sector allocable aid, 2006-2009. Source: Development Initiatives based on OECD DAC CRS data, US\$m, constant 2009 prices

A breakdown of social infrastructure and services shows that education receives the largest proportion (30%), followed by government and civil society (26%) and health (25%).

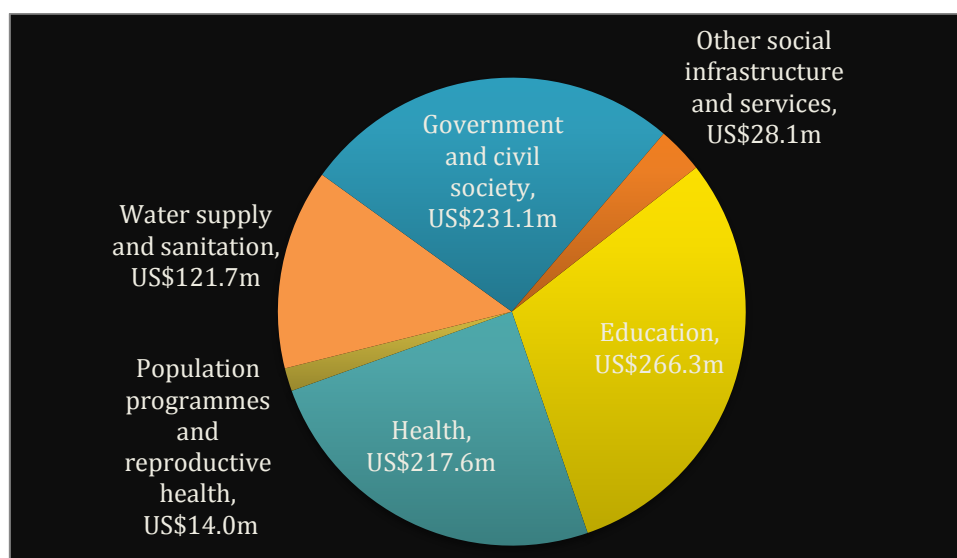


Figure 7: Breakdown of Korea's social infrastructure and services aid, 2006-2009. Source: Development Initiatives based on OECD DAC CRS data, US\$m, constant 2009 prices

Channels of delivery and financing mechanisms

Korea's aid, channel of delivery, 2006-2009

Korea channels the majority of its aid through the public sector, however a higher proportion of aid was channelled through multilateral organisations in 2008 and 2009.

	2006	2007	2008	2009
Public sector	97%	95%	89%	89%
NGOs & civil society	1%	1%	2%	2%
Public-Private Partnerships (PPP)	0%	0%	1%	1%
Multilateral organisations	1%	3%	8%	8%
Other	0%	0%	0%	0%

Figure 8: Korea's aid, channel of delivery, 2006-2009. Source: Development Initiatives based on OECD DAC CRS data, US\$m, constant 2009 prices

Multilateral funding

Korea financially supports a wide range of multilateral institutions. Since 2007 it has channelled a large amount of aid, US\$194.6 million through the International Development Association (IDA) of the World Bank. It has also maintained annual contributions of approximately US\$27 million to the Asian Development Fund since 2006.

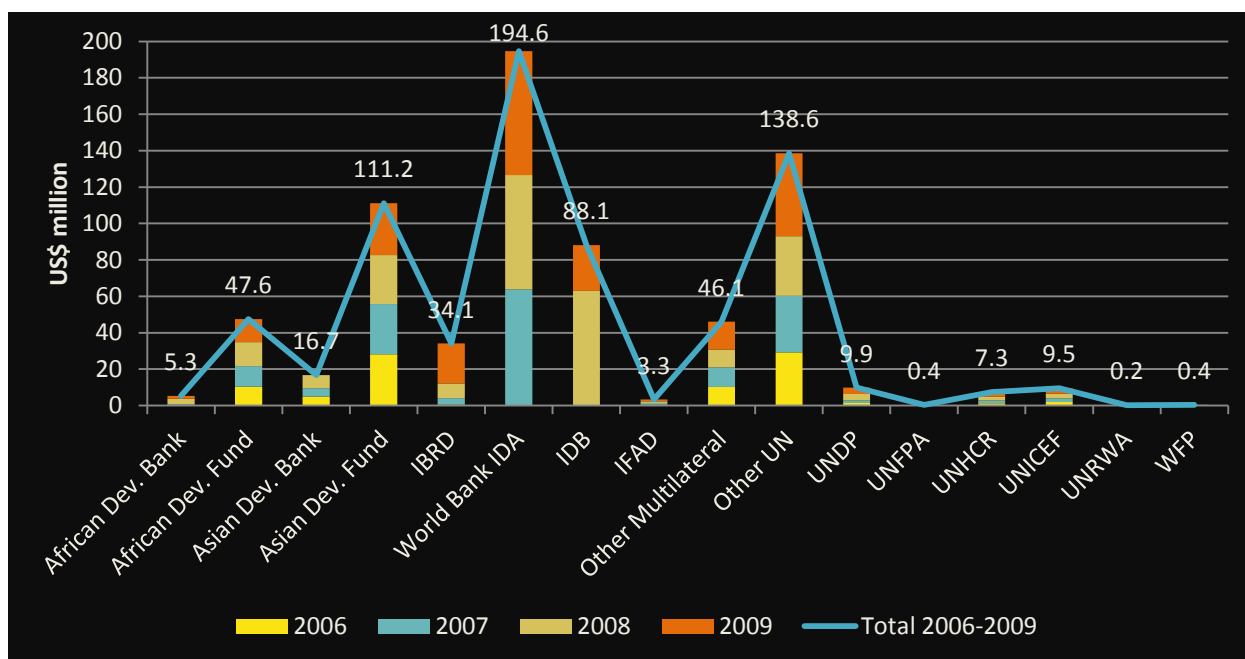


Figure 9: Korea's multilateral funding, 2006-2009, constant 2009 prices. Source: Development Initiatives based on OECD DAC CRS data

Other multilateral funding

With regards to the health sector, Korea has contributed a total of US\$15.7 million to date to the GAVI Alliance and the Global Fund.

Multilateral organisation	2010	2011	2000-2011
GAVI Alliance	0.4	0.3	0.7
The Global Fund	2.0	2.0	15.0

Figure 10: Korea's other multilateral funding, 2000-2011, US\$m. Source: Development Initiatives based on annual reports

Korea's humanitarian aid, channel of delivery, 2006-2009

An increasing proportion of Korea's humanitarian aid is being channelled through multilateral organisations as opposed to the public sector. A recommendation from the OECD DAC's Special Review of Korea's Development Co-operation was that more of Korea's humanitarian aid be channelled through multilateral and pooled funding mechanisms rather than bilateral systems.

	2006	2007	2008	2009
Public sector	93%	75%	75%	33%
NGOs and CSOs	0%	0%	0%	0%
Red Cross Movement	0%	1%	1%	4%
Public-Private Partnerships (PPP)	0%	0%	0%	0%
Multilateral organisations	7%	24%	24%	63%

Figure 11: Korea's humanitarian aid, channel of delivery, 2006-2009. Source: Development Initiatives based on OECD DAC CRS data, US\$m, constant 2009 prices



A DEVELOPMENT INITIATIVE 

Development Initiatives, Keward Court, Jocelyn Drive, Wells, Somerset, BA5 1DB, UK

T: +44 (0)1749 671343

W: globalhumanitarianassistance.org

Twitter: [GHA_org](https://twitter.com/GHA_org)