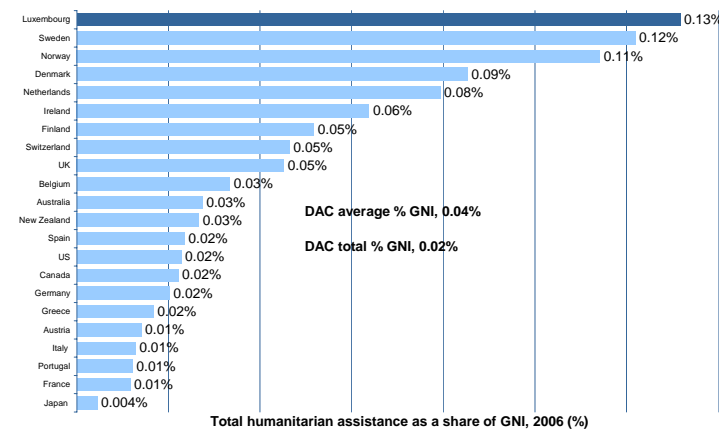
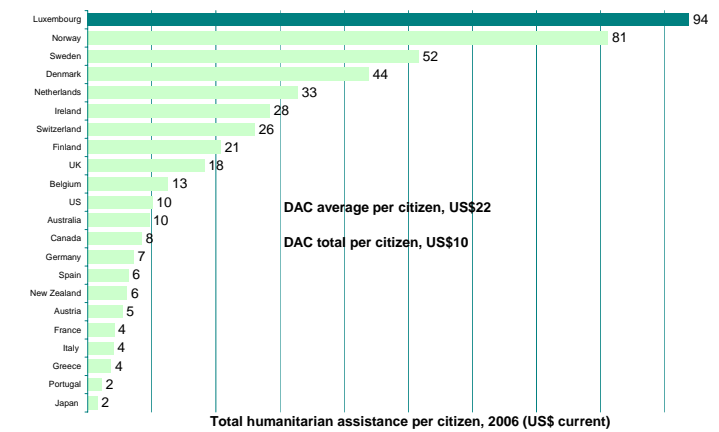


How generous are the DAC donor contributions to humanitarian assistance?

While 18 other donors made larger total official humanitarian assistance contributions in 2006, Luxemburgers were **the most generous** when calculated on a **per citizen** basis – and when total humanitarian assistance is measured as a share of GNI.

The average DAC donor total official humanitarian assistance contribution in 2006 was **US\$388 million** – or **US\$22 per citizen**. On average, total official humanitarian assistance was **0.04% of GNI**.



2006	ODA			Humanitarian assistance			Rank			Humanitarian assistance			UN CAP appeals	
	Total (m)	Per citizen	%GNI	Total (m)	Per citizen	% GNI	Total	Per citizen	%GNI	% ODA	Multilat (%)	Bilat (%)	Total (m)	% total HA
Australia	\$2,123	\$104	0.3%	\$197	\$10	0.03%	13	12	11	9%	3%	97%	\$87	44%
Austria	\$1,498	\$181	0.5%	\$45	\$5	0.01%	18	17	18	3%	62%	38%	\$5	12%
Belgium	\$1,978	\$188	0.5%	\$132	\$13	0.03%	15	10	10	7%	35%	65%	\$65	49%
Canada	\$3,684	\$113	0.3%	\$278	\$8	0.02%	8	13	15	8%	17%	83%	\$246	89%
Denmark	\$2,236	\$410	0.8%	\$239	\$44	0.09%	10	4	4	11%	37%	63%	\$197	82%
Finland	\$834	\$159	0.4%	\$109	\$21	0.05%	17	8	7	13%	36%	64%	\$73	67%
France	\$10,601	\$167	0.5%	\$263	\$4	0.01%	9	18	21	2%	82%	18%	\$118	45%
Germany	\$10,435	\$127	0.4%	\$594	\$7	0.02%	3	14	16	6%	40%	60%	\$186	31%
Greece	\$424	\$38	0.2%	\$41	\$4	0.02%	20	20	17	10%	53%	47%	\$5	11%
Ireland	\$1,022	\$241	0.5%	\$121	\$28	0.06%	16	6	6	12%	28%	72%	\$133	100%
Italy	\$3,641	\$62	0.2%	\$237	\$4	0.01%	11	19	19	7%	69%	31%	\$104	44%
Japan	\$11,187	\$88	0.2%	\$199	\$2	0.00%	12	22	22	2%	8%	92%	\$168	85%
Luxembourg	\$291	\$632	0.9%	\$43	\$94	0.13%	19	1	1	15%	14%	86%	\$33	76%
Netherlands	\$5,452	\$333	0.8%	\$537	\$33	0.08%	4	5	5	10%	26%	74%	\$339	63%
New Zealand	\$259	\$62	0.3%	\$26	\$6	0.03%	21	16	12	10%	17%	83%	\$5	20%
Norway	\$2,954	\$631	0.9%	\$380	\$81	0.11%	6	2	3	13%	19%	81%	\$402	100%
Portugal	\$396	\$38	0.2%	\$23	\$2	0.01%	22	21	20	6%	69%	31%	\$6	25%
Spain	\$3,814	\$85	0.3%	\$285	\$6	0.02%	7	15	13	7%	52%	48%	\$68	24%
Sweden	\$3,955	\$434	1.0%	\$470	\$52	0.12%	5	3	2	12%	37%	63%	\$360	77%
Switzerland	\$1,646	\$220	0.4%	\$196	\$26	0.05%	14	7	8	12%	10%	90%	\$264	100%
UK	\$12,459	\$207	0.5%	\$1,096	\$18	0.05%	2	9	9	9%	24%	76%	\$469	43%
US	\$23,532	\$79	0.2%	\$3,022	\$10	0.02%	1	11	14	13%	0%	100%	\$1,916	63%
DAC total	\$104,421	\$118	0.3%	\$8,531	\$10	0.02%	-	-	-	8%	21%	79%	\$5,251	62%
DAC average	\$4,746	\$209	0.5%	\$388	\$22	0.04%	-	-	-	9%	33%	67%	\$239	57%

This donor profile was produced by Development Initiatives as part of the Global Humanitarian Assistance (GHA) project, which is funded by: the Canadian Development Agency (CIDA), Humanitarian Assistance, Peace and Security Division; the Danish Ministry of Foreign Affairs, Department of Humanitarian Assistance and NGO Co-operation; the Ministerie van Buitenlandse Zaken, the Netherlands, Humanitarian Aid Division; the Swedish International Development Co-operation Agency (SIDA), Division for Humanitarian Assistance and Conflict Management; and the UK Department for International Development (DFID), Conflict, Humanitarian and Security Department (CHASE).

Data was provided by the Organisation for Economic Cooperation and Development (OECD) DAC (including www.oecd.org/dac/stats/dac/reftables database) and OCHA's financial tracking system (FTS).

For further GHA information, updates and reports, please contact Development Initiatives or visit: globalhumanitarianassistance.org

DAC donor profiles for 2006 are available for download, together with accompanying Excel data files.



29A Broad Street, Wells, Somerset, BA5 2DJ, UK. Tel: +44 1749 671343
Email: di@devinit.org Web: devinit.org

Global Humanitarian Assistance

€503

What each citizen contributed in ODA in 2006

€75

What each citizen contributed in humanitarian assistance

307%

The difference between Luxembourg's total official humanitarian assistance volume in 1995 and 2006

15%

Luxembourg's total humanitarian assistance as a share of ODA

humanitarian donor profile

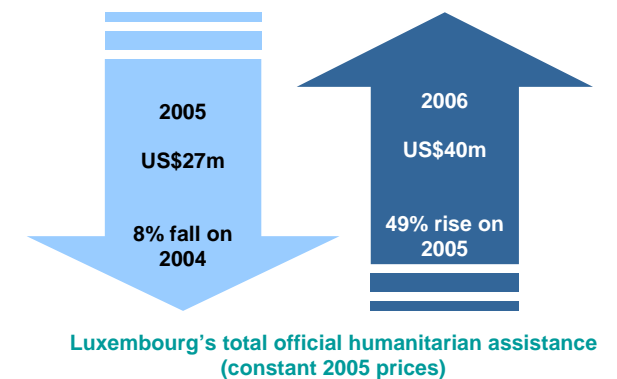
Luxembourg

April 2008

Luxembourg's citizens were the most generous of the Development Assistance Committee (DAC) in terms of per person contributions to **official development assistance (ODA)** in 2006, contributing US\$632 (€503) per person. As a whole, the 22 donor countries of the DAC gave US\$118 per citizen. [More »](#)

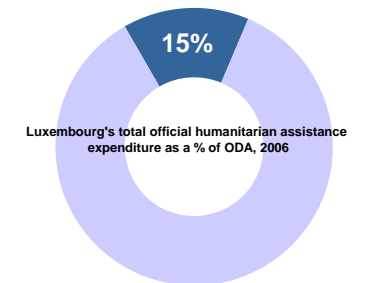
In 2006, Luxembourg's per citizen contribution to **total official humanitarian assistance expenditure** was US\$94 (€75) – again, the highest rate in the DAC. This compares with US\$10 per citizen for all DAC countries combined. [More »](#)

Luxembourg's total official humanitarian assistance increased by 49% in 2006, having fallen by 8% the previous year. Since 1995, the country's official humanitarian assistance expenditure has increased fourfold in absolute terms.



[More »](#)

In 2006, Luxembourg spent US\$43 million (€34 million) on total official humanitarian assistance. This was 15% of the country's US\$291 million (€232 million) spend on ODA.



[More »](#)

Luxembourg has not yet had a peer review that includes humanitarian assistance.

Currently, only six DAC donor countries have domestic implementation plans. They are: Canada; Denmark; Ireland; Sweden; the Netherlands; and the UK.

Policy

Plans and reviews



Luxembourg's humanitarian assistance

How much does Luxembourg spend on total official humanitarian assistance?

Luxembourg spent US\$43 million (€34 million) on total official humanitarian assistance in 2006 – its highest contribution over the 12-year period under review.

The country's official humanitarian assistance expenditure has fluctuated over the last 12 years, peaking first in 1999 and again in 2006. By the end of 2006, levels were US\$30 million higher than they had been in 1995 (an increase of 307%). Luxembourg's total official humanitarian assistance expenditure increased by a substantial 49% between 2005 and 2006, making it one of the nine DAC countries to have sustained growth in 2006.

In 2006, the total official humanitarian assistance of the DAC donor countries amounted to US\$8.5 billion. This is US\$806 million (9%) less than in 2005. However, the donor countries are contributing US\$3.4 billion (70.2%) more than in 1995. This equates to compound annual growth of 110%.

Luxembourg's total ODA was US\$291 million (€232 million) in 2006 – total official humanitarian assistance accounted for 15% of this amount.

Luxembourg's ODA is 0.9% of its gross national income (GNI), making it one of the five DAC countries to have met the 0.7% commitment. At 0.13%, Luxembourg has the highest rate of total official humanitarian assistance as a share of GNI in the DAC.

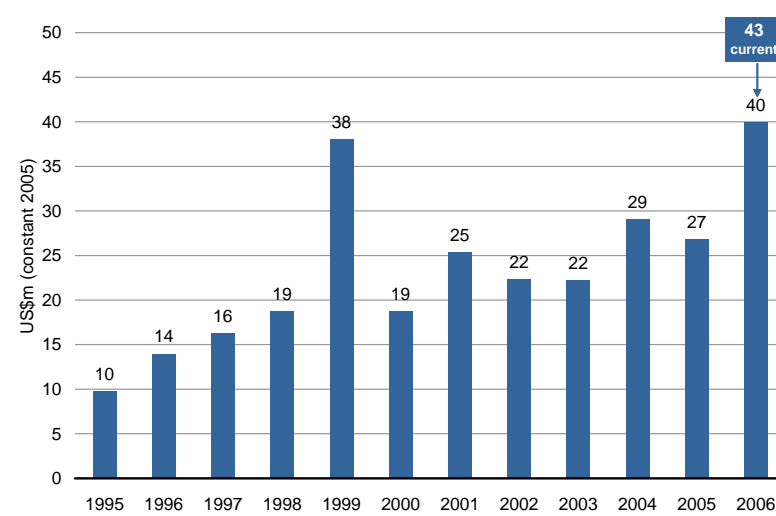
In 2006, the ODA of the 22 DAC donor countries amounted to US\$104 billion – or 0.3% of their combined GNI. Donors collectively spent 8% of their total ODA on total official humanitarian assistance that year – or 0.02% of their combined GNI.

How much is given as completely unearmarked funding to multilateral organisations?

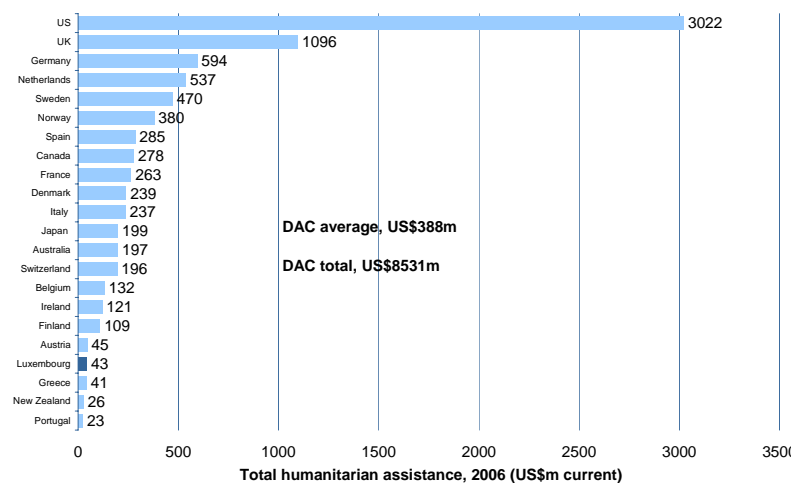
Luxembourg channelled 13% of its official humanitarian assistance multilaterally (as defined by DAC) in 2006 – 5% as unearmarked funds via the EC and 8% in unearmarked funds via the UN agencies.

20% of the DAC donors' joint total official humanitarian assistance was spent via multilateral channels in 2006. 12% of it was unearmarked and channelled via the EC. A further 8% was unearmarked and channelled through the WFP, UNHCR and UNWRA.

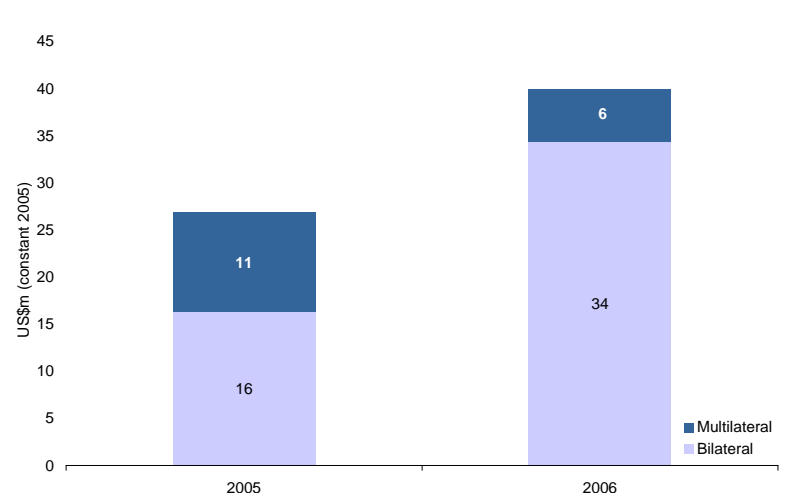
Luxembourg spent US\$43m (€34m) on total official humanitarian assistance in 2006



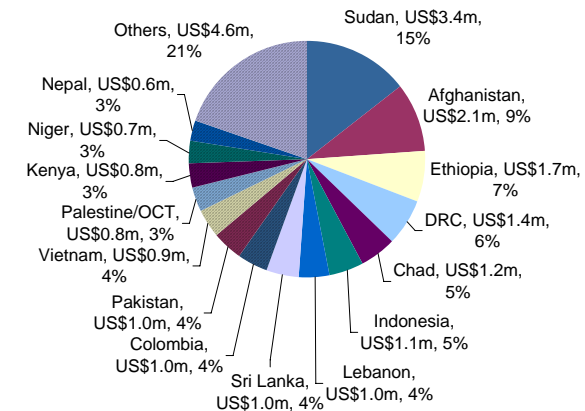
Luxembourg's total official humanitarian assistance in 2006 represented 1% of the collective DAC donor country total



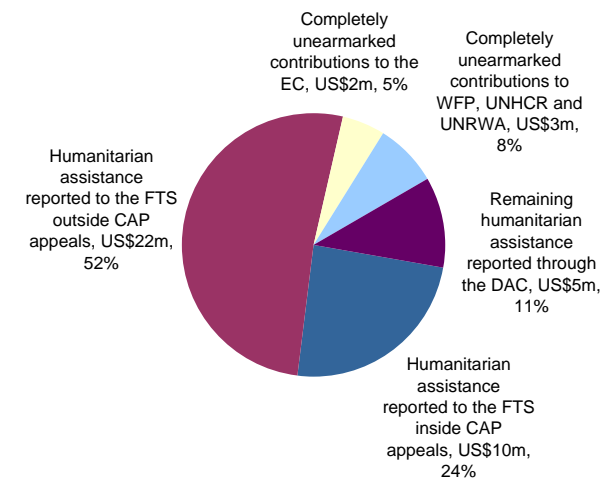
Luxembourg channelled 13% of its official humanitarian assistance multilaterally in 2006, compared with 39% in 2005



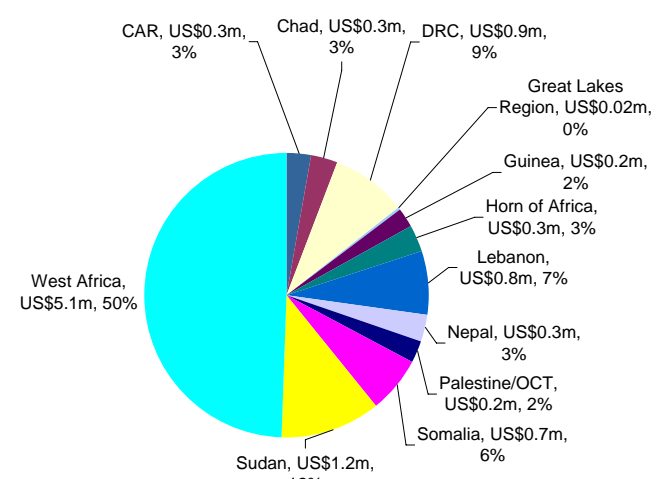
Luxembourg allocated 54% of its bilateral humanitarian assistance to three countries in 2006



24% of the country's official humanitarian assistance went to priority projects within the UN CAP



50% of Luxembourg's humanitarian assistance in support of the UN CAP appeals was directed to West Africa in 2006



Where does Luxembourg spend its bilateral humanitarian assistance?

Luxembourg reported humanitarian assistance to 35 countries in 2006.

Together, the top three recipients – Sudan, Afghanistan and Ethiopia – received US\$7.2 million (31%) of the country's bilateral humanitarian assistance. A further 12 countries received a total of US\$11.4 million, accounting for 48% of the total. This means that the remaining US\$21.4 million (21%) was shared by 20 countries.

In 2006, the top three recipients of bilateral assistance from DAC countries were Sudan (US\$1.1 billion), Pakistan (US\$321 million) and DRC (US\$299 million). This represented 34% of their joint bilateral assistance.

How much is spent through the UN consolidated appeal process (CAP)?

Luxembourg reported US\$33 million through the UN financial tracking system (FTS) in 2006, which represents 76% of its total official humanitarian assistance expenditure that year.

US\$10 million was allocated to priority projects within the CAP appeal. This represents a 24% share of Luxembourg's total official humanitarian assistance in 2006.

The 22 DAC donor countries contributed US\$5.3 billion to the 22 UN CAP appeals that ran during 2006. This represents 62% of their total official humanitarian assistance for the year. 23% of total official humanitarian assistance was for priority projects within the CAP.

In 2006, the top three consolidated appeals supported by Luxembourg were West Africa (US\$5.1 million), Sudan (US\$1.2 million) and DRC (US\$0.9 million).

In 2006, the top three CAP appeal requirements were for Sudan (US\$1.6 billion), DRC (US\$696 million) and Zimbabwe (US\$426 million). These three appeals were underfunded by 34%, 49% and 36% respectively. By way of comparison, the appeals for Lebanon, Kenya and Timor-Leste received 23%, 5% and 3% more funding respectively than had been requested.