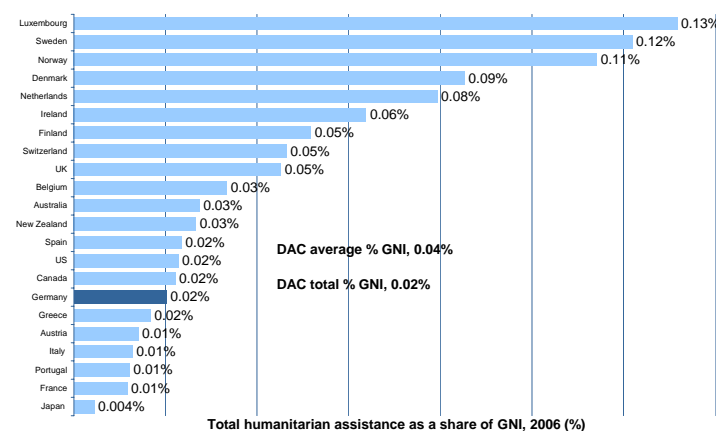
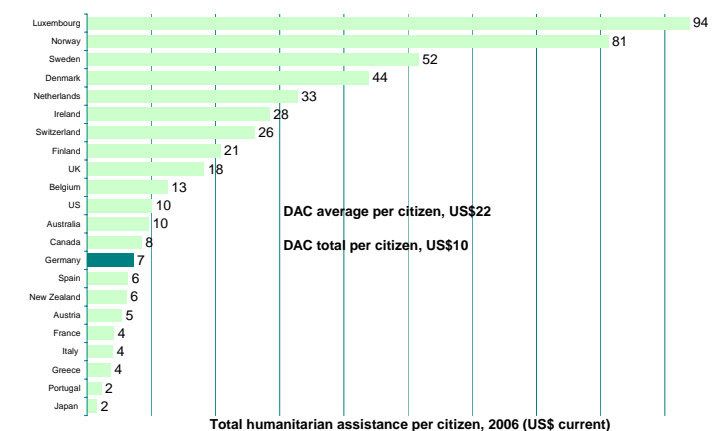


How generous are the DAC donor contributions to humanitarian assistance?

Germany was the 3rd largest donor of humanitarian assistance in 2006 in terms of **absolute volume** but in terms of **per citizen** contribution, it was the 14th largest donor. In terms of **generosity** – measured as a share of GNI – Germany ranked 16th in 2006.

The average DAC donor total humanitarian assistance contribution in 2006 was **US\$388 million** – or **US\$22 per citizen**. On average, humanitarian assistance was 0.04% of GNI.



2006	ODA			Humanitarian assistance			Rank			Humanitarian assistance			UN CAP appeals	
	Total (m)	Per citizen	%GNI	Total (m)	Per citizen	% GNI	Total	Per citizen	%GNI	% ODA	Multilat (%)	Bilat (%)	Total (m)	% total HA
Australia	\$2,123	\$104	0.3%	\$197	\$10	0.03%	13	12	11	9%	3%	97%	\$87	44%
Austria	\$1,498	\$181	0.5%	\$45	\$5	0.01%	18	17	18	3%	62%	38%	\$5	12%
Belgium	\$1,978	\$188	0.5%	\$132	\$13	0.03%	15	10	10	7%	35%	65%	\$65	49%
Canada	\$3,684	\$113	0.3%	\$278	\$8	0.02%	8	13	15	8%	17%	83%	\$246	89%
Denmark	\$2,236	\$410	0.8%	\$239	\$44	0.09%	10	4	4	11%	37%	63%	\$197	82%
Finland	\$834	\$159	0.4%	\$109	\$21	0.05%	17	8	7	13%	36%	64%	\$73	67%
France	\$10,601	\$167	0.5%	\$263	\$4	0.01%	9	18	21	2%	82%	18%	\$118	45%
Germany	\$10,435	\$127	0.4%	\$594	\$7	0.02%	3	14	16	6%	40%	60%	\$186	31%
Greece	\$424	\$38	0.2%	\$41	\$4	0.02%	20	20	17	10%	53%	47%	\$5	11%
Ireland	\$1,022	\$241	0.5%	\$121	\$28	0.06%	16	6	6	12%	28%	72%	\$133	100%
Italy	\$3,641	\$62	0.2%	\$237	\$4	0.01%	11	19	19	7%	69%	31%	\$104	44%
Japan	\$11,187	\$88	0.2%	\$199	\$2	0.00%	12	22	22	2%	8%	92%	\$168	85%
Luxembourg	\$291	\$632	0.9%	\$43	\$94	0.13%	19	1	1	15%	14%	86%	\$33	76%
Netherlands	\$5,452	\$333	0.8%	\$537	\$33	0.08%	4	5	5	10%	26%	74%	\$339	63%
New Zealand	\$259	\$62	0.3%	\$26	\$6	0.03%	21	16	12	10%	17%	83%	\$5	20%
Norway	\$2,954	\$631	0.9%	\$380	\$81	0.11%	6	2	3	13%	19%	81%	\$402	100%
Portugal	\$396	\$38	0.2%	\$23	\$2	0.01%	22	21	20	6%	69%	31%	\$6	25%
Spain	\$3,814	\$85	0.3%	\$285	\$6	0.02%	7	15	13	7%	52%	48%	\$68	24%
Sweden	\$3,955	\$434	1.0%	\$470	\$52	0.12%	5	3	2	12%	37%	63%	\$360	77%
Switzerland	\$1,646	\$220	0.4%	\$196	\$26	0.05%	14	7	8	12%	10%	90%	\$264	100%
UK	\$12,459	\$207	0.5%	\$1,096	\$18	0.05%	2	9	9	9%	24%	76%	\$469	43%
US	\$23,532	\$79	0.2%	\$3,022	\$10	0.02%	1	11	14	13%	0%	100%	\$1,916	63%
DAC total	\$104,421	\$118	0.3%	\$8,531	\$10	0.02%	-	-	-	8%	21%	79%	\$5,251	62%
DAC average	\$4,746	\$209	0.5%	\$388	\$22	0.04%	-	-	-	9%	33%	67%	\$239	57%

This donor profile was produced by Development Initiatives as part of the Global Humanitarian Assistance (GHA) project, which is funded by: the Canadian Development Agency (CIDA), Humanitarian Assistance, Peace and Security Division; the Danish Ministry of Foreign Affairs, Department of Humanitarian Assistance and NGO Co-operation; the Ministerie van Buitenlandse Zaken, the Netherlands, Humanitarian Aid Division; the Swedish International Development Co-operation Agency (SIDA), Division for Humanitarian Assistance and Conflict Management; and the UK Department for International Development (DFID), Conflict, Humanitarian and Security Department (CHASE).

Data was provided by the Organisation for Economic Cooperation and Development (OECD) DAC (including www.oecd.org/dac/stats/dac/reftables database) and OCHA's financial tracking system (FTS).

For further GHA information, updates and reports, please contact Development Initiatives or visit: globalhumanitarianassistance.org

DAC donor profiles for 2006 are available for download, together with accompanying Excel data files.



Global Humanitarian Assistance

€101

What each German citizen contributed in ODA in 2006

€6

What each citizen contributed in humanitarian assistance

117%

The difference in volume between Germany's humanitarian assistance in 1995 and 2006

6%

Germany's total humanitarian assistance as a share of ODA

Policy

Plans and reviews

humanitarian donor profile

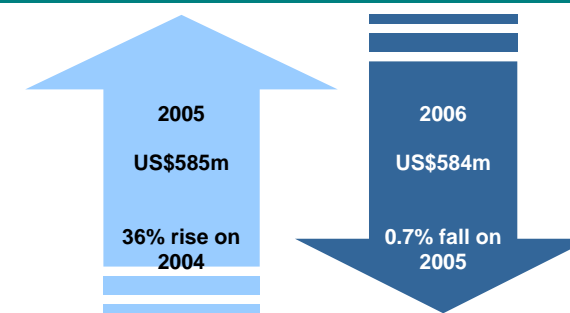
Germany

April 2008

In 2006, Germany's per citizen contribution to **official development assistance (ODA)** was US\$127 (€101). As a whole, the 22 donor countries of the Development Assistance Committee (DAC) gave US\$118 per citizen. [More »](#)

In 2006, Germany's per citizen contribution to **total official humanitarian assistance** was US\$7 (€6). This compares with US\$10 per citizen for all DAC donor countries combined. [More »](#)

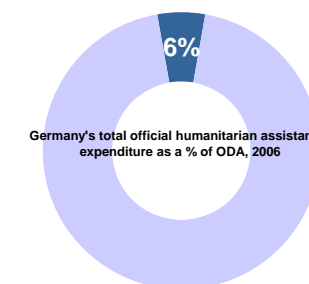
Having jumped a substantial 36% between 2004 and 2005, Germany's total official humanitarian assistance remained relatively constant between 2005 and 2006. Over the last 12 years, volumes have risen by 117% – compound annual **growth** (CAGR) of 69%.



Germany's total official humanitarian assistance (constant 2005 prices)

[More »](#)

In 2006, Germany spent US\$594 million (€473 million) on total official humanitarian assistance. This was 6% of the country's US\$10.4 billion (€8.3 billion) spend on ODA.



[More »](#)

Germany's humanitarian assistance plan was peer reviewed in 2005.

Currently, only six DAC donor countries have domestic implementation plans. They are: Canada; Denmark; Ireland; the Netherlands; Sweden; and the UK.

Germany's humanitarian assistance

How much does Germany spend on total official humanitarian assistance?

Germany spent US\$594 million (€473 million) on total official humanitarian assistance in 2006 – its second highest contribution over the 12-year review period.

Having jumped a substantial 36% between 2004 and 2005, Germany's total official humanitarian assistance remained relatively constant between 2005 and 2006 (declining by just 0.7% in real terms). Although levels have fluctuated over the last 12 years, volumes have risen by 117% since 1995, which equates to compound annual **growth** (CAGR) of 69%.

In 2006, the total official humanitarian assistance of the DAC donor countries amounted to US\$8.5 billion. This is US\$806 million (9%) less than in 2005. However, the donor countries are contributing US\$3.4 billion (70.2%) more than in 1995. This equates to compound annual growth of 110%.

Germany's total ODA was US\$10.4 billion (€8.3 billion) in 2006 – total official humanitarian assistance accounted for 6% of this amount.

Germany's ODA is 0.4% of its gross national income (GNI). Its total official humanitarian assistance is 0.02% of GNI.

In 2006, the ODA of the 22 DAC donor countries amounted to US\$104 billion – or 0.3% of their combined GNI. Donors collectively spent 8% of their total ODA on total official humanitarian assistance that year – or 0.02% of their combined GNI.

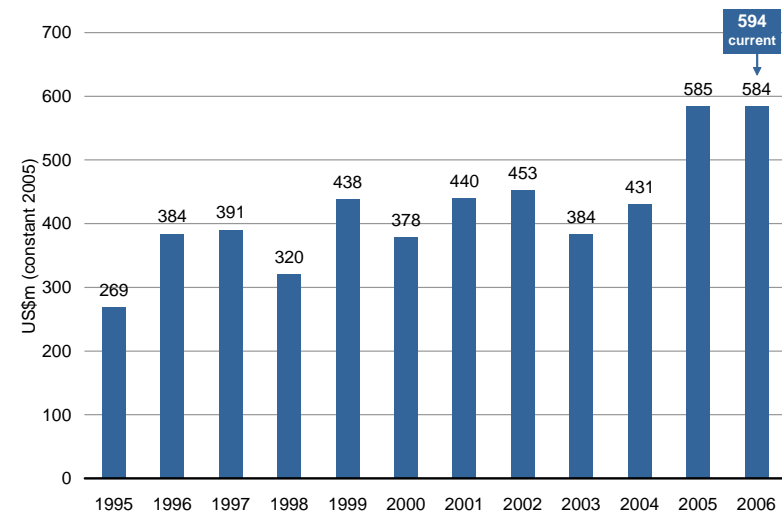
How much is given as completely unearmarked funding to multilateral organisations?

Germany channelled about 40% of its official humanitarian assistance multilaterally (as defined by DAC) in 2006 – 1% as completely unearmarked contributions to the UN agencies and 39% to the EC.

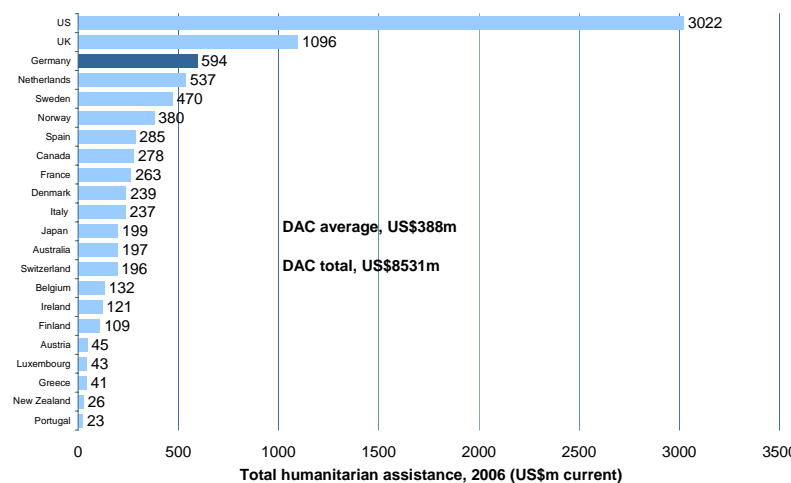
The multilateral share of Germany's official humanitarian assistance dipped slightly during 2006, down by 6 percentage points on 2005.

20% of the DAC donors' joint total official humanitarian assistance was spent via multilateral channels in 2006. 12% of it was unearmarked and channelled via the EC. A further 8% was unearmarked and channelled through the WFP, UNHCR and UNWRA.

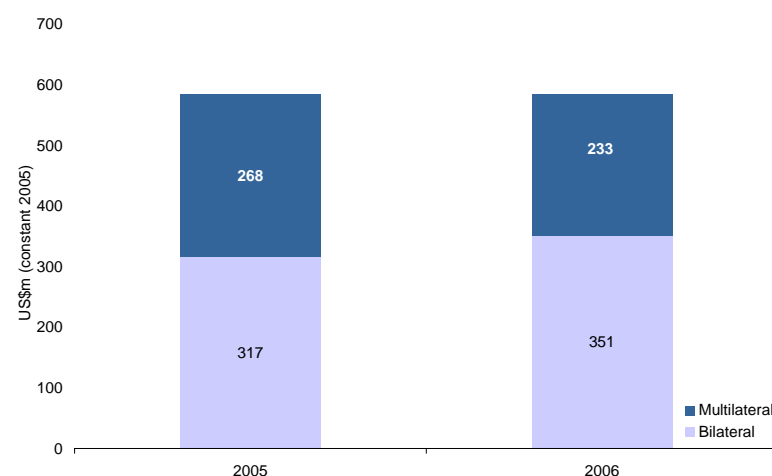
Germany spent US\$594m (€473m) on total official humanitarian assistance in 2006 – this is 117% more than in 1995



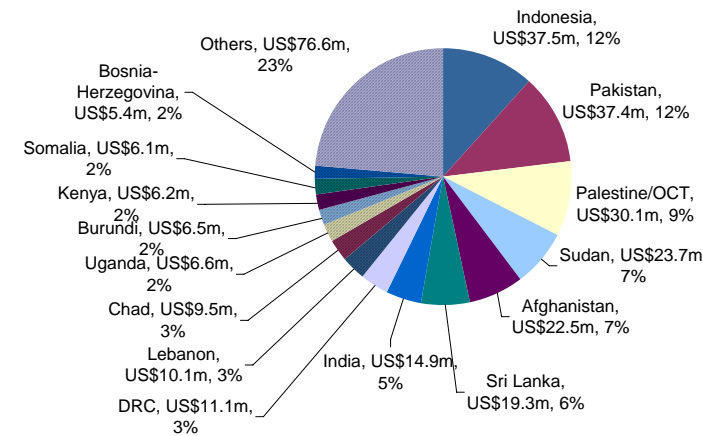
Germany's total humanitarian assistance in 2006 represented 7% of the collective DAC donor country total of US\$8.5bn



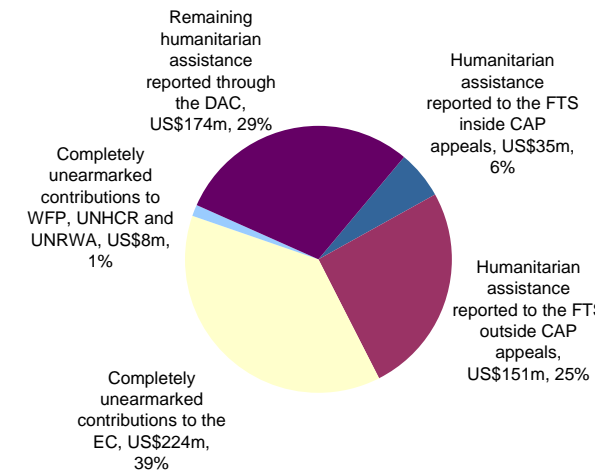
Multilateral assistance represented 40% of total humanitarian assistance in 2006, down from 46% in 2005



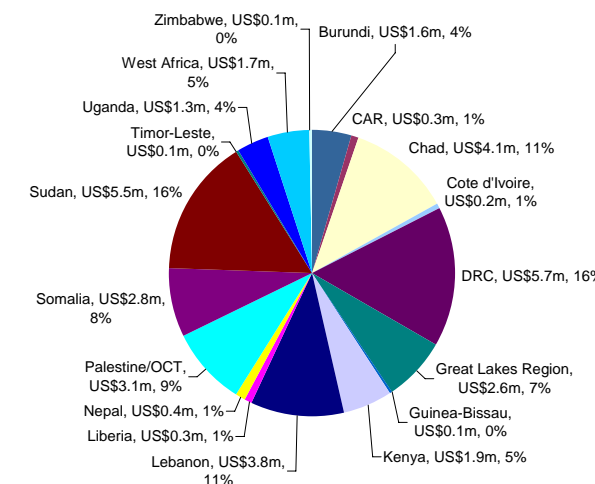
Nearly 50% of Germany's bilateral humanitarian assistance went to three countries in Asia



14% of Germany's humanitarian assistance went to priority projects within the UN consolidated appeal process (CAP)



Germany supported 18 of the 22 CAP appeals in 2006



Where does Germany spend its bilateral humanitarian assistance?

Germany reported US\$323.5 million in humanitarian assistance to 76 countries in 2006.

The top three recipients were Indonesia, Pakistan and Palestine/OCT, which together received just under one-third of Germany's bilateral humanitarian assistance. A further 12 countries received a 44% share. 23% of Germany's bilateral humanitarian assistance went to countries outside the top 15.

In 2006, the top three recipients of bilateral assistance from DAC countries were Sudan (US\$1.1 billion), Pakistan (US\$321 million) and DRC (US\$299 million). This represented 34% of their joint bilateral assistance.

How much is spent through the UN consolidated appeal process (CAP)?

Germany reported US\$186 million through the UN financial tracking system (FTS) in 2006 – or 31% of its total humanitarian assistance. Of this, US\$35 million was for priority projects within the CAP appeal. This represents a 6% share of Germany's total humanitarian assistance. US\$151 million was spent on other humanitarian activities in CAP countries. This represents a 25% share of the country's total humanitarian assistance.

The 22 DAC donor countries contributed US\$5.3 billion to the 22 UN CAP appeals that ran during 2006. This represents 62% of their total official humanitarian assistance for the year. 23% of total official humanitarian assistance was for priority projects within the CAP.

In 2006, the top three consolidated appeals supported by Germany were DRC (US\$5.7 million), Sudan (US\$5.5 million) and Chad (US\$4.1 million).

In 2006, the top three CAP appeal requirements were for Sudan (US\$1.6 billion), DRC (US\$696 million) and Zimbabwe (US\$426 million). These three appeals were underfunded by 34%, 49% and 36% respectively. By way of comparison, the appeals for Lebanon, Kenya and Timor-Leste received 23%, 5% and 3% more funding respectively than had been requested.