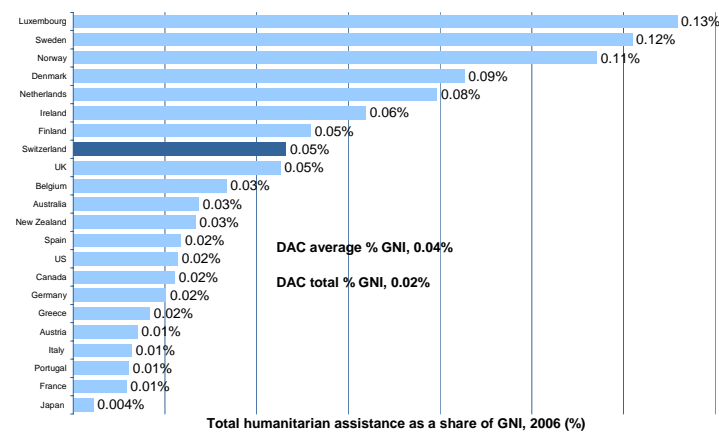
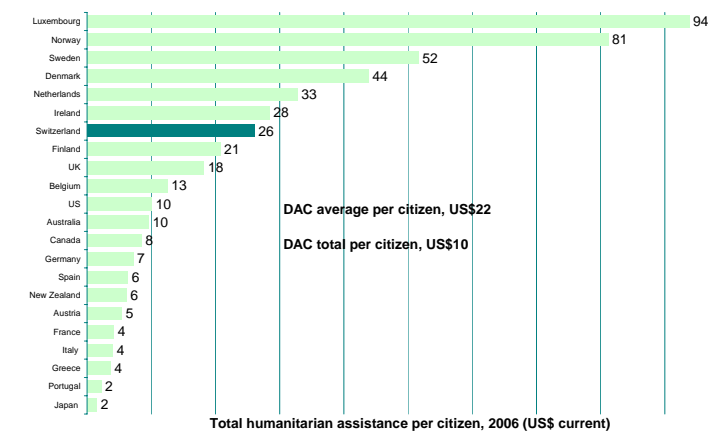


How generous are the DAC donor contributions to humanitarian assistance?

Switzerland was the 14th largest donor of total official humanitarian assistance in 2006 in terms of **absolute volume** and the 7th largest in terms of **per citizen** contribution. It ranked 8th in terms of **generosity**, when measured as a share of GNI.

The average DAC donor total official humanitarian assistance contribution in 2006 was **US\$388 million** – or **US\$22 per citizen**. On average, total official humanitarian assistance was 0.04% of GNI.



2006	ODA			Humanitarian assistance			Rank			Humanitarian assistance			UN CAP appeals	
	Total (m)	Per citizen	%GNI	Total (m)	Per citizen	% GNI	Total	Per citizen	%GNI	% ODA	Multilat (%)	Bilat (%)	Total (m)	% total HA
Australia	\$2,123	\$104	0.3%	\$197	\$10	0.03%	13	12	11	9%	3%	97%	\$87	44%
Austria	\$1,498	\$181	0.5%	\$45	\$5	0.01%	18	17	18	3%	62%	38%	\$5	12%
Belgium	\$1,978	\$188	0.5%	\$132	\$13	0.03%	15	10	10	7%	35%	65%	\$65	49%
Canada	\$3,684	\$113	0.3%	\$278	\$8	0.02%	8	13	15	8%	17%	83%	\$246	89%
Denmark	\$2,236	\$410	0.8%	\$239	\$44	0.09%	10	4	4	11%	37%	63%	\$197	82%
Finland	\$834	\$159	0.4%	\$109	\$21	0.05%	17	8	7	13%	36%	64%	\$73	67%
France	\$10,601	\$167	0.5%	\$263	\$4	0.01%	9	18	21	2%	82%	18%	\$118	45%
Germany	\$10,435	\$127	0.4%	\$594	\$7	0.02%	3	14	16	6%	40%	60%	\$186	31%
Greece	\$424	\$38	0.2%	\$41	\$4	0.02%	20	20	17	10%	53%	47%	\$5	11%
Ireland	\$1,022	\$241	0.5%	\$121	\$28	0.06%	16	6	6	12%	28%	72%	\$133	100%
Italy	\$3,641	\$62	0.2%	\$237	\$4	0.01%	11	19	19	7%	69%	31%	\$104	44%
Japan	\$11,187	\$88	0.2%	\$199	\$2	0.00%	12	22	22	2%	8%	92%	\$168	85%
Luxembourg	\$291	\$632	0.9%	\$43	\$94	0.13%	19	1	1	15%	14%	86%	\$33	76%
Netherlands	\$5,452	\$333	0.8%	\$537	\$33	0.08%	4	5	5	10%	26%	74%	\$339	63%
New Zealand	\$259	\$62	0.3%	\$26	\$6	0.03%	21	16	12	10%	17%	83%	\$5	20%
Norway	\$2,954	\$631	0.9%	\$380	\$81	0.11%	6	2	3	13%	19%	81%	\$402	100%
Portugal	\$396	\$38	0.2%	\$23	\$2	0.01%	22	21	20	6%	69%	31%	\$6	25%
Spain	\$3,814	\$85	0.3%	\$285	\$6	0.02%	7	15	13	7%	52%	48%	\$68	24%
Sweden	\$3,955	\$434	1.0%	\$470	\$52	0.12%	5	3	2	12%	37%	63%	\$360	77%
Switzerland	\$1,646	\$220	0.4%	\$196	\$26	0.05%	14	7	8	12%	10%	90%	\$264	100%
UK	\$12,459	\$207	0.5%	\$1,096	\$18	0.05%	2	9	9	9%	24%	76%	\$469	43%
US	\$23,532	\$79	0.2%	\$3,022	\$10	0.02%	1	11	14	13%	0%	100%	\$1,916	63%
DAC total	\$104,421	\$118	0.3%	\$8,531	\$10	0.02%	-	-	-	8%	21%	79%	\$5,251	62%
DAC average	\$4,746	\$209	0.5%	\$388	\$22	0.04%	-	-	-	9%	33%	67%	\$239	57%

This donor profile was produced by Development Initiatives as part of the Global Humanitarian Assistance (GHA) project, which is funded by: the Canadian Development Agency (CIDA), Humanitarian Assistance, Peace and Security Division; the Danish Ministry of Foreign Affairs, Department of Humanitarian Assistance and NGO Co-operation; the Ministerie van Buitenlandse Zaken, the Netherlands, Humanitarian Aid Division; the Swedish International Development Co-operation Agency (SIDA), Division for Humanitarian Assistance and Conflict Management; and the UK Department for International Development (DFID), Conflict, Humanitarian and Security Department (CHASE).

Data was provided by the Organisation for Economic Cooperation and Development (OECD) DAC (including www.oecd.org/dac/stats/dac/reftables database) and OCHA's financial tracking system (FTS).

For further GHA information, updates and reports, please contact Development Initiatives or visit: globalhumanitarianassistance.org

DAC donor profiles for 2006 are available for download, together with accompanying Excel data files.



29A Broad Street, Wells, Somerset, BA5 2DJ, UK. Tel: +44 1749 671343
Email: di@devinit.org Web: devinit.org

Global Humanitarian Assistance

CHF275

What each Swiss citizen contributed in ODA in 2006

CHF33

What each citizen contributed in humanitarian assistance

57%

The difference between Switzerland's total official humanitarian assistance volume in 1995 and 2006

12%

Switzerland's total humanitarian assistance as a share of ODA

humanitarian donor profile

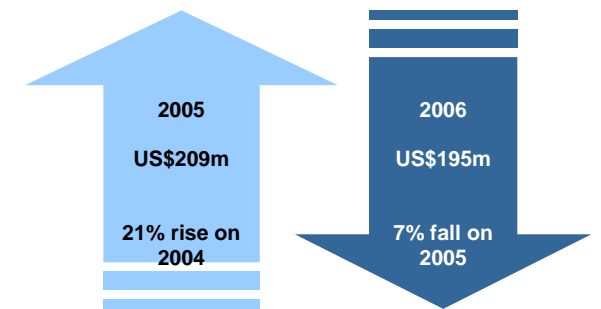
Switzerland

April 2008

In 2006, Switzerland's per citizen contribution to **official development assistance (ODA)** was US\$220 (CHF275). As a whole, the 22 donor countries of the Development Assistance Committee (DAC) gave US\$118 per citizen. [More »](#)

In 2006, Switzerland's per citizen contribution to **total official humanitarian assistance expenditure** was US\$26 (CHF33). This compares with US\$10 per citizen for all DAC countries combined. [More »](#)

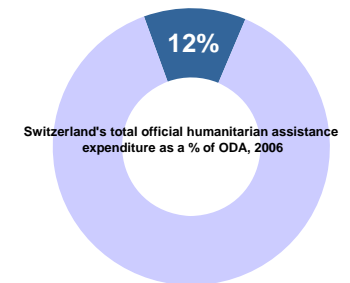
Switzerland's total official humanitarian assistance declined by 7% in 2006, having risen by 21% the previous year. Since 1995, the country's official humanitarian assistance expenditure has increased by 57% in absolute terms.



Switzerland's total official humanitarian assistance (constant 2005 prices)

[More »](#)

In 2006, Switzerland spent US\$196 million (CHF245 million) on total official humanitarian assistance. This was 7% of the country's US\$1.6 billion (CHF2 billion) spend on ODA.



[More »](#)

Switzerland's humanitarian assistance plan was peer reviewed in 2005. Its policy is outlined on the Swiss Agency for Development and Cooperation website (sdc.admin.ch).

Currently, only six DAC donor countries have domestic implementation plans. They are: Canada; Denmark; Ireland; Sweden; the Netherlands; and the UK.



Switzerland's humanitarian assistance

How much does Switzerland spend on total official humanitarian assistance?

Switzerland spent US\$196 million (CHF245 million) on total official humanitarian assistance in 2006.

The country's official humanitarian assistance expenditure has fluctuated over the last 12 years, peaking in 1999 and (to a lesser extent) in 2005. By the end of 2006, levels were US\$71 million higher than they had been in 1995 (an increase of 57%). This represents compound annual growth of 47%.

In 2006, the total official humanitarian assistance of the DAC donor countries amounted to US\$8.5 billion. This is US\$806 million (9%) less than in 2005. However, the donor countries are contributing US\$3.4 billion (70.2%) more than in 1995. This equates to compound annual growth of 110%.

Switzerland's total ODA was US\$1.6 billion (CHF2 billion) in 2006 – total official humanitarian assistance accounted for 12% of this amount.

Switzerland's ODA is 0.4% of its gross national income (GNI). Its total official humanitarian assistance is 0.05% of its GNI.

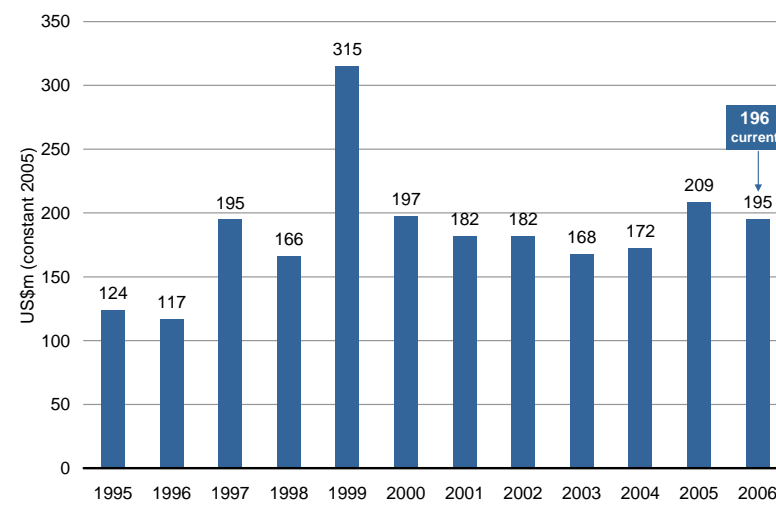
In 2006, the ODA of the 22 DAC donor countries amounted to US\$104 billion – or 0.3% of their combined GNI. Donors collectively spent 8% of their total ODA on total official humanitarian assistance that year – or 0.02% of their combined GNI.

How much is given as completely unearmarked funding to multilateral organisations?

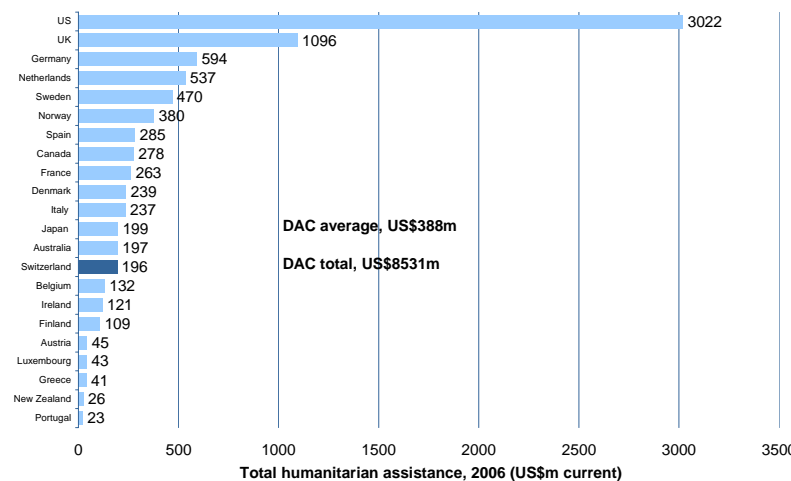
Switzerland channelled 10% of its official humanitarian assistance multilaterally (as defined by DAC) as unearmarked funds via the UN agencies in 2006.

20% of the DAC donors' joint total official humanitarian assistance was spent via multilateral channels in 2006. 12% of it was unearmarked and channelled via the EC. A further 8% was unearmarked and channelled through the WFP, UNHCR and UNWRA.

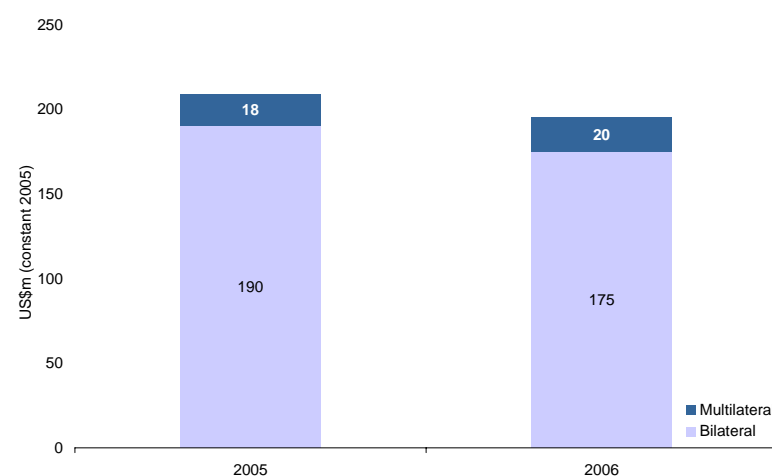
Switzerland spent US\$196m (CHF245m) on total official humanitarian assistance in 2006



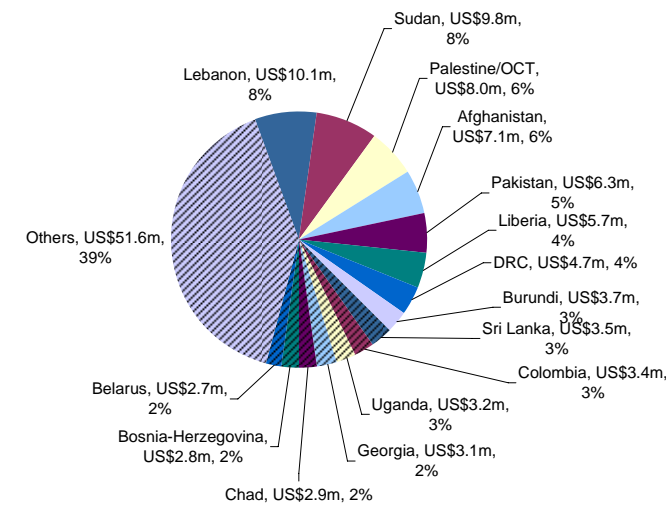
Switzerland's total official humanitarian assistance in 2006 represented 2% of the collective DAC donor country total



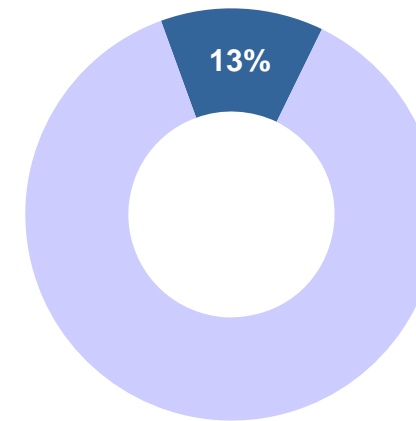
Switzerland channelled about 10% of its official humanitarian assistance multilaterally in both 2005 and 2006



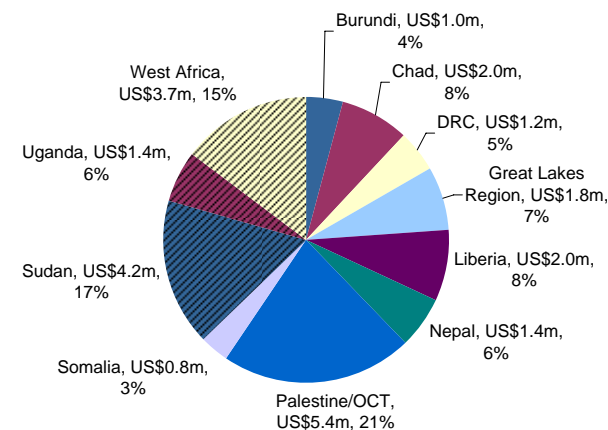
Switzerland allocated almost 40% of its bilateral humanitarian assistance outside the 'top 15' countries in 2006



13% of the country's official humanitarian assistance went to priority projects within the UN CAP



Switzerland supported 11 of the 22 UN CAP appeals in 2006



Where does Switzerland spend its bilateral humanitarian assistance?

Switzerland reported humanitarian assistance to 96 countries in 2006.

Together, the top three recipients – Lebanon, Sudan and Palestine/OCT – received US\$27.9 million (24%) of the country's bilateral humanitarian assistance. A further 12 countries received a total of US\$48.9 million, accounting for 37% of the total. This means that the remaining US\$51.6 million (39%) was shared by 81 countries.

In 2006, the top three recipients of bilateral assistance from DAC countries were Sudan (US\$1.1 billion), Pakistan (US\$321 million) and DRC (US\$299 million). This represented 34% of their joint bilateral assistance.

How much is spent through the UN consolidated appeal process (CAP)?

Switzerland reported US\$264 million through the UN financial tracking system (FTS) in 2006 – US\$68 million more than its total official humanitarian assistance expenditure that year.

US\$25 million was allocated to priority projects within the CAP appeal. This represents a 13% share of Switzerland's total official humanitarian assistance in 2006.

The 22 DAC donor countries contributed US\$5.3 billion to the 22 UN CAP appeals that ran during 2006. This represents 62% of their total official humanitarian assistance for the year. 23% of total official humanitarian assistance was for priority projects within the CAP.

In 2006, the top three UN CAP appeals supported by Switzerland were Palestine/OCT (US\$5.4 million), Sudan (US\$4.2 million) and West Africa (US\$3.7 million).

In 2006, the top three CAP appeal requirements were for Sudan (US\$1.6 billion), DRC (US\$696 million) and Zimbabwe (US\$426 million). These three appeals were underfunded by 34%, 49% and 36% respectively. By way of comparison, the appeals for Lebanon, Kenya and Timor-Leste received 23%, 5% and 3% more funding respectively than had been requested.