

## 7.8 France

### How much official development assistance (ODA) did France give in 2005?

France contributed US\$10 059 million (€8093 million) in ODA in 2005. This is 0.47% of the country's gross national income (GNI).

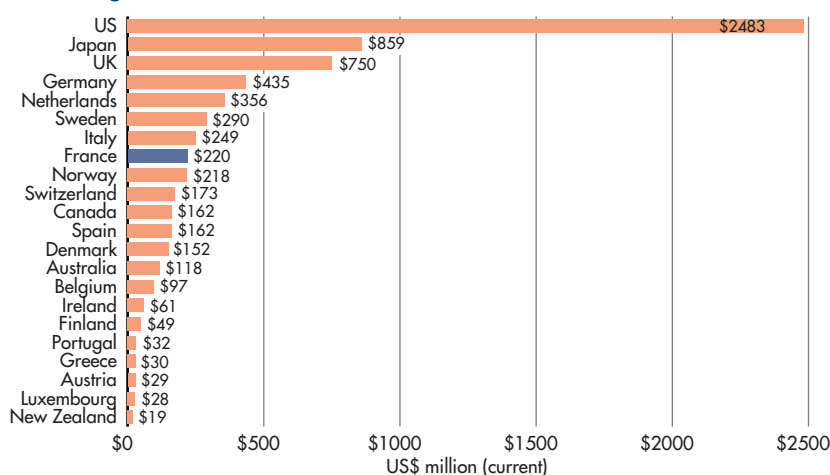
### How much humanitarian assistance does France give?

France gave US\$220 million (€177 million) in humanitarian assistance in 2004. This means that seven other DAC donors gave more humanitarian assistance than France that year.

France gave US\$3.50 (€3) per citizen in humanitarian assistance compared with US\$137 (€110) in total ODA.

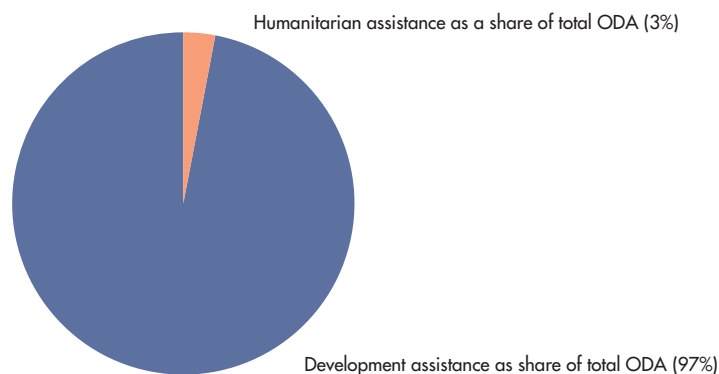
Humanitarian assistance was 3% of total French ODA in 2004.

**Figure 7.8.1** Total humanitarian assistance by DAC donor country, excluding domestic refugees, 2004



Source: OECD DAC

**Figure 7.8.2** Shares of France's ODA to humanitarian and development assistance, 2004

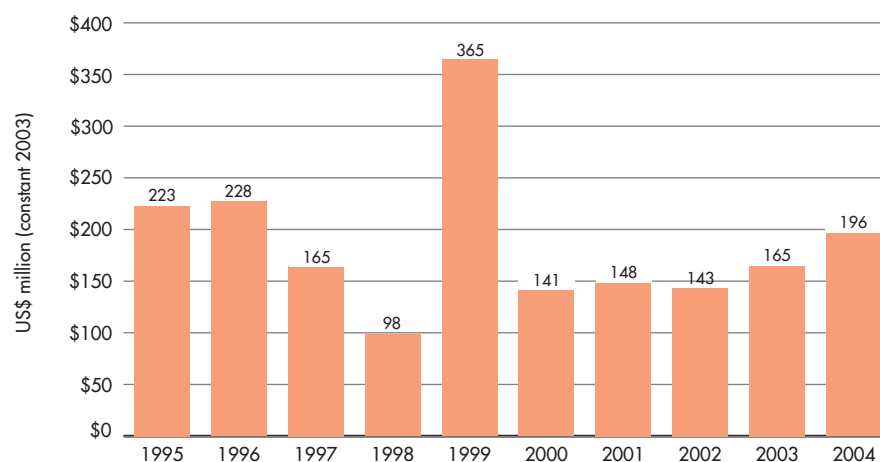


Source: OECD DAC

### What have the trends been in the volume of humanitarian assistance given by France over the past ten years?

Humanitarian assistance from France has declined by US\$26 million (12%) in real terms since 1995.

**Figure 7.8.3 Total humanitarian assistance from France excluding spending on domestic refugees, 1995–2004**



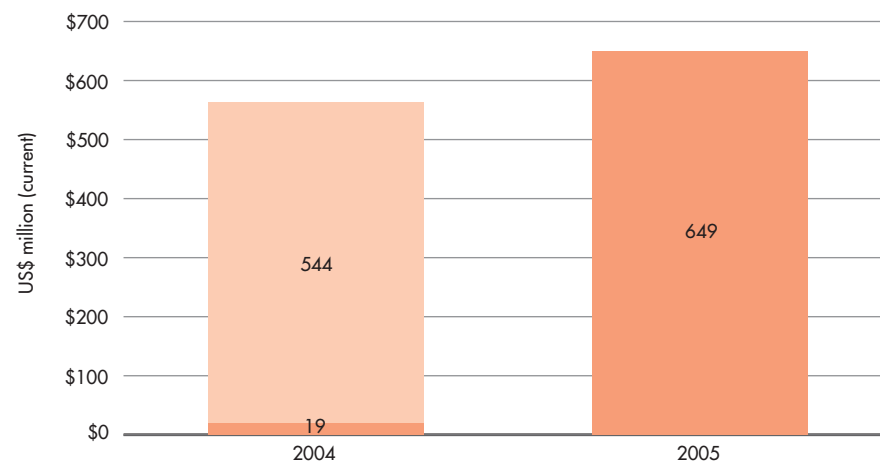
Figures show both bilateral and multilateral spending. Please note that volumes shown are in constant 2003 prices to compare the trend over ten years. All other figures in the profile are in current prices.

Source: OECD DAC

Preliminary data shows that in 2005, France increased its bilateral humanitarian assistance (including spending on domestic refugees) by US\$86 million or 15%.

The bilateral humanitarian assistance graph for 2004 and 2005 highlights high volumes of spending on domestic refugees (whereas this

**Figure 7.8.4 France's bilateral humanitarian assistance 2004 and preliminary figures for 2005 (current prices)**



The 2004 bar shows the share of that year's spending allocated to domestic refugee costs (shaded). The preliminary data for 2005 did not separate out this refugee spending.

Source: OECD DAC

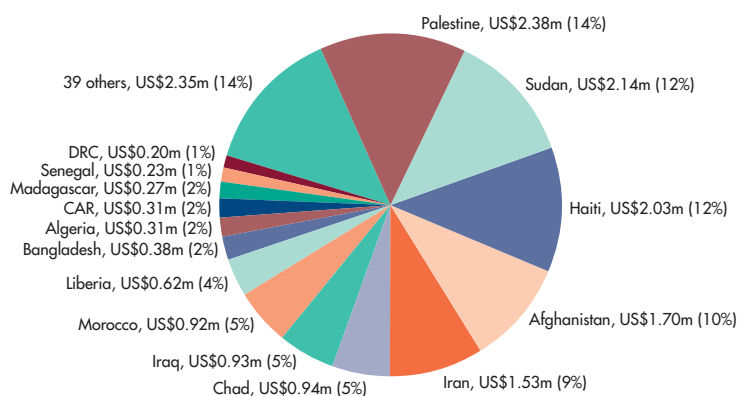
expenditure is excluded from the figures in the total humanitarian assistance ten-year trend graph).

The humanitarian assistance reported to the DAC by France is spent mainly through multilateral agencies, particularly the EC. This is why there is such a big difference between the US\$196 million total humanitarian assistance reported in the ten-year trend graph and the US\$19 million bilateral spending net of refugees in the 2004/5 graph.

### Where does France spend its humanitarian assistance?

Palestine, Sudan and Haiti together received 38% of France's humanitarian assistance in 2004. The remaining 12 countries in the top fifteen recipients of humanitarian assistance from France received 48% between them.

**Figure 7.8.5 Top 15 recipients of humanitarian assistance from France, 2004**



Source: OECD DAC

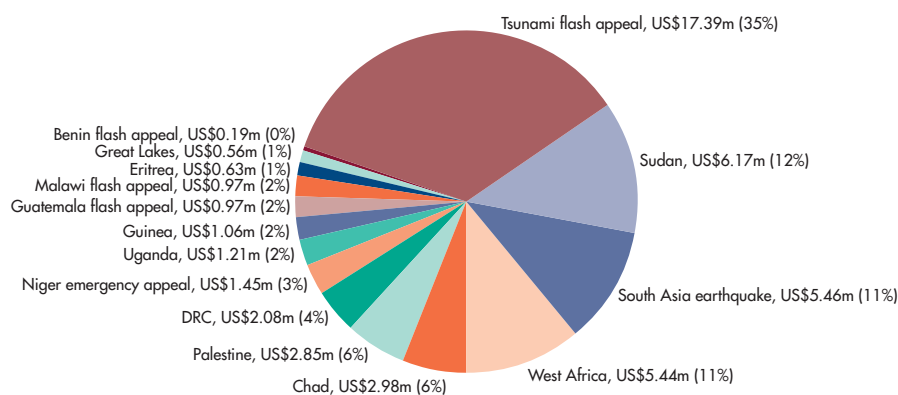
### How much humanitarian assistance does France contribute through the consolidated appeal process (CAP) and as multilateral contributions?

Just under 11% of French humanitarian assistance reported to the DAC is spent in completely unearmarked support to UN agencies. 80% is reported as being spent through the EC.

France gave US\$29.59 million to the CAP appeals in 2004 and US\$49.41 million in 2005.

In 2004, France reported 41% of its humanitarian assistance to the FTS. Of the amounts it reported to the FTS, 33% was spent within CAP appeals and 67% outside appeals.

France supported 15 CAP appeals in 2005.

**Figure 7.8.6 France's contributions to CAP appeals, 2005**

Source: OCHA FTS

### Does France have a Good Humanitarian Donorship (GHD) domestic implementation plan?

No.

### Has France's humanitarian assistance been included in the DAC peer review process?

France has not yet had a peer review that includes humanitarian assistance.